












# Harmony Road 1

## Lesson Two

Singing :	 <b>Wonderful Music</b> p4-5 CD1, <b>The Beat</b> p6-7 CD2, <b>Singing Sounds</b> p16-17 CD4. (words and solfege) p16-17 CD4, <b>Hickory Dickory Dock</b> p14 CD3
Keyboard:	 Play <b>LH Rainbow</b> and <b>RH Rainbows</b> supp. P2~3  Play <b>Kangaroo Show &amp; Katie Scores</b> supp. P4~5  Tap R.H. finger 1 & 2 on piano/keyboard  Play <b>Singing Sounds</b> p16-17
Fingering:	 Sing and do the finger independence exercise "What's in the Honey Pot" supp p6~7
Write:	 Write 5 Re in quarter notes on sticker book (music pages)  Make line and space notes P8~9
Rhythm:	 Clap Rhythm on p15 with sticks.












Melody in Me Music Studio  
 Email: [music@melodyinme.com](mailto:music@melodyinme.com)  
 Tel: 630-302-7190



# Harmony Road 1

## Lesson One

Singing :	 <b>Wonderful Music</b> p4-5 CD1; <b>The Beat</b> P6-7 CD2; <b>Singing Sounds</b> p16-17
Keyboard:	 Review 2-black keys and 3 black keys  Tap Right Hand (RH) finger 1 & 2 on knees  Play Middle Do and Re with finger 1 & 2 on keyboard  Sing and do the finger exercise <b>What's in the Honey Pot</b> sup p6-7
Write:	 Trace Right Hand (RH) and mark finger numbers on p13  Write 5 middle Do in great big whole notes on sticker book (music pages)
Rhythm:	 Do Rhythm  with sticks and song <b>Wonderful Music</b> p4-5 CD1



**Melody in Me Music Studio**  
 Email: [music@melodyinme.com](mailto:music@melodyinme.com)  
 Tel: 630-302-7190