









# Harmony Road 1

## Lesson Seventeen

Singing :	 Sing for Concert <b>Knickerbocker's Band; Sunshine Day</b> p36-37 CD11; <b>Strumming on the Bass</b> p46 CD30
Keyboard:	 <b>Yellow: The Zoo</b> p40-41 CD12; <b>Hide and Seek</b> p34-35 CD10; <b>Big Truck</b> p52 CD16 (three-black keys & two-black keys)   Pink: <b>Old Pig-Donald</b> p24-25 (concert solo piece)
Concert	 Practice for concert : <b>Knickerbocker's Band; Sunshine Day</b> p36-37 CD11; <b>Strumming on the Bass</b> p46 CD30; <b>Big Truck</b> p52 CD16  Memorize your solo piece.  Review More Music in Me " <b>Snow is Falling</b> " – perform bells with MMIM group in concert









Melody in Me Music Studio  
 Email: [music@melodyinme.com](mailto:music@melodyinme.com)  
 Tel: 630-302-7190



# Harmony Road 1

## Lesson Sixteen

Singing :	 Sing for Concert <b>Knickerbocker's Band; Sunshine Day</b> p36-37 CD11; <b>Strumming on the Bass</b> p46 CD30
Keyboard:	 Yellow: <b>Sugar Cookie</b> p24~25 CD7; <b>The Zoo</b> p40-41 CD12; <b>Hide and Seek</b> p34-35 CD10  Blue: <b>Old Pig-Dona; Id</b> p24-25 (concert solo piece)
Concert	 Practice for concert : <b>Knickerbocker's Band; Sunshine Day</b> p36-37 CD11; <b>Strumming on the Bass</b> p46 CD3; <b>Big Truck</b> p52 CD16  Memorize your solo piece.  Review More Music in Me " <b>Snow is Falling</b> " – perform bells with MMIM group in concert










Melody in Me Music Studio  
 Email: [music@melodyinme.com](mailto:music@melodyinme.com)  
 Tel: 630-302-7190



# Harmony Road 1

## Lesson Fifteen

Singing :	 <b>Knickerbocker's Band; Sunshine Day</b> p36-37 CD11; <b>The Zoo</b> p40-41 CD12
Keyboard:	 Yellow: Play <b>Hide and Seek</b> p34-35 CD10; <b>Sunshine Day</b> p36-37 CD11; <b>The Zoo</b> p40-41 CD12  LH daddy Do, Re, Mi, Fa, Sol and RH Do, Re, Mi, Fa Sol with Rhythm on p45 for each note.  Solo: Your Solo piece
Concert:	 Practice for concert : <b>Knickerbocker's Band; Sunshine Day</b> p36-37 CD11; <b>Strumming on the Bass</b> p46 CD30; <b>Big Truck</b> p52 CD16  Review More Music in Me " <b>Snow is Falling</b> " – perform bells with MMIM group in concert
Write:	 Draw 7 bass Sol (Daddy Sol) in quarter notes (NOTE: the note stem)










**Melody in Me Music Studio**  
 Email: [music@melodyinme.com](mailto:music@melodyinme.com)  
 Tel: 630-302-7190



# Harmony Road 1

## Lesson Fourteen

Singing :	 <b>Knickerbocker's Band; Sunshine Day</b> p36-37 CD11; <b>The Zoo</b> p40-41 CD12
Keyboard:	 Yellow: Play <b>Hide and Seek</b> p34-35 CD10; <b>Sunshine Day</b> p36-37 CD11; <b>The Zoo</b> p40-41 CD12  Blue: <b>Old Pig-Donald</b> p24-25; <b>Shepherd, Count Your Sheep</b> p26-27  LH daddy Do, Re, Mi, Fa, Sol and RH Do, Re, Mi, Fa Sol  Solo: Your concert Solo piece
Concert:	 Practice for concert : <b>Knickerbocker's Band; Sunshine Day</b> p36-37 CD11; <b>Strumming on the Bass</b> p46 CD30; <b>Big Truck</b> p52 CD16  More Music in Me " <b>Snow is Falling</b> " – perform bells with MMIM group in concert
Write:	 Draw 7 bass Fa (Daddy Fa) in quarter notes (NOTE: the note stem)



Melody in Me Music Studio  
 Email: [music@melodyinme.com](mailto:music@melodyinme.com)  
 Tel: 630-302-7190





# Harmony Road 1

## Lesson Thirteen

Singing :	🎵 <b>Knickerbocker's Band; <u>Sunshine Day</u> p36-37 CD11; <u>The Zoo</u> p40-41 CD12</b>
Keyboard:	🎵 Yellow: Play <b><u>Hide and Seek</u></b> p34-35 CD10; <b><u>Sunshine Day</u></b> p36-37 CD11; 🎵 LH daddy Do, Re, Mi, Fa, Sol and RH Do, Re, Mi, Fa 🎵 Blue book : <b><u>Old Pig-Donald</u></b> p24-25;
Concert:	🎵 Practice for concert : <b><u>Knickerbocker's Band; <u>Sunshine Day</u></u></b> p36-37 CD11; <b><u>Strumming on the Bass</u></b> p46 CD30; <b><u>Big Truck</u></b> p52 CD16 🎵 More Music in Me " <b><u>Snow is Falling</u></b> " – perform bells with MMIM group in concert
Write:	🎵 Draw 7 bass Mi (Daddy Mi) in quarter notes (NOTE: the note stem)










**Melody in Me Music Studio**  
 Email: [music@melodyinme.com](mailto:music@melodyinme.com)  
 Tel: 630-302-7190



# Harmony Road 1

## Lesson Twelve

Singing :	 <b>Hokey Pokey</b> p30 part 1 & 2 CD8; <b>Hide and Seek</b> p34-35 CD10; <b>Sunshine Day</b> p36-37 CD11
Keyboard:	 Yellow: <b>Hide and Seek</b> p34-35 CD10; <b>Sunshine Day</b> p36-37 CD11;  Play <b>Hokey Pokey</b> p30 part 1 & 2 CD8  Blue: play <b>Raccoon's lullaby</b> p22-23; <b>Mozart's Musical Pattern</b> p36-37
Concert:	 Practice for concert : <b>Knickerbocker's Band</b> ; <b>Sunshine Day</b> p36-37 CD11; <b>Strumming on the Bass</b> p46 CD30; <b>Big Truck</b> p52 CD16  More Music in Me " <b>Snow is Falling</b> " – perform bells with MMIM group in concert
Write:	 Draw 7 bass Re (Daddy Re) in quarter notes










Melody in Me Music Studio  
 Email: [music@melodyinme.com](mailto:music@melodyinme.com)  
 Tel: 630-302-7190



# Harmony Road 1

## Lesson Eleven

Singing :	 <b>Hokey Pokey</b> p30 part 1 & 2 CD8; <b>Hide and Seek</b> p34-35 CD10; <b>Sunshine Day</b> p36-37 CD11
Keyboard:	 Yellow: play <b>Hokey Pokey</b> p30-31 part 1 & 2 CD8;  Blue: play <b>Raccoon's lullaby</b> p22-23; <b>Mozart's Musical Pattern</b> p36-37  Play "Mommy Do" and "Daddy Do" with rhythm "Hi Hi Hi & Lo Lo Lo"
Fingering:	 RH: play (Mi-Fa-Sol) (Mi-Fa-Sol-Mi)
Rhythm	 Practice Clap <b>rhythm</b> with sticks on p53
Write:	 Write 7 Bass clef Do's (daddy Do) with Quarter notes ♩ on the attendance book (music note pages).











**Melody in Me Music Studio**  
 Email: [music@melodyinme.com](mailto:music@melodyinme.com)  
 Tel: 630-302-7190



# Harmony Road 1

## Lesson Ten

Singing :	 <b>Hokey Pokey</b> p30 part 1 & 2 CD8; <b>Down by the Ocean</b> , p32-33 CD9; <b>Sunshine Day</b> p36-37 CD11 (sofage) ; <b>Strumming on the Bass</b> p46 CD30
Keyboard:	 Blue: play <b>Raccoon's lullaby</b> p22-23; <b>Dinosaur Music Night</b> p20-21; <b>Pumpkin party</b> p34-35  Yellow book Play <b>Sugar Cookies</b> p24~25 CD7; <b>Hokey Pokey</b> p30-31 part 1 & 2 CD8;  Solo : <b>Sugar Cookies</b> or <b>Raccoon's lullaby</b> or
Finger exercise :	 RH: play (Mi-Fa-Sol)  And (Do-Re-Mi-Do)
Rhythm	 Practice the rhythm with sticks <b>Strumming on the Bass</b> p46 CD30 







Melody in Me Music Studio  
 Email: [music@melodyinme.com](mailto:music@melodyinme.com)  
 Tel: 630-302-7190



# Harmony Road 1

## Lesson Nine

Singing :	 <b>Hokey Pokey</b> p30 part 1 & 2 CD8; <b>Sunshine Day</b> p36-37 CD11; <b>Knickerbocker's band</b> p18-19 CD5; <b>Down by the Ocean</b> , p32-33 CD9 (RH)
Keyboard:	 Play Blue book : <b>Train Rhythms</b> (RH-Do, Re, Mi – finger 1, 2, 3); LH-Do, Re, Mi – finger 3, 2, 1); <b>Pumpkin party</b> p34-35; <b>Raccoon's lullaby</b> p22-23  Yellow book Play <b>Sugar Cookies</b> p24~25 CD7; <b>Hokey Pokey</b> p30-31 part 1 & 2 CD8;
Fingering:	 Sing and do the finger independence exercise "What's in the Honey Pot" pink book p8~9








Melody in Me Music Studio  
 Email: [music@melodyinme.com](mailto:music@melodyinme.com)  
 Tel: 630-302-7190



# Harmony Road 1

## Lesson Eight

Singing :	 <b>Hokey Pokey</b> p30 part1 CD8; Sing Solfege notes Do Re Mi Fa Sol; <b>Sugar Cookies</b> p24~25 CD7; <b>Knickerbocker's band</b> p18-19 CD5: <b>Finger Fun</b> p20-21 CD 6
Keyboard:	 Play Blue book : <b>Train Rhythms</b> (RH-Do, Re, Mi – finger 1, 2, 3); LH-Do, Re, Mi – finger 3, 2, 1)  Play yellow book <b>Finger Fun</b> p20-21 CD 6; <b>Sugar Cookies</b> p24~25 CD7; <b>Hokey Pokey</b> p30-31 part 1 & 2 CD8;  Solo : <b>Finger Fun</b> p20-21 CD 6
Write	 Draw Quarter notes Treble Clef “Mi Re Do” on music page.











Melody in Me Music Studio  
 Email: [music@melodyinme.com](mailto:music@melodyinme.com)  
 Tel: 630-302-7190





# Harmony Road 1

## Lesson Seven

Singing :	 <b>Hokey Pokey</b> p30 part1 CD8; Sing Solfege notes Do Re Mi Fa Sol; <b>Sugar Cookies</b> p24~25 CD7; <b>Knickerbocker's band</b> p18-19 CD5
Keyboard:	 Blue:  Play first 2 lines p14-15; <b>Tub Time</b> p30-31; <b>Cuckoo clock</b> p19  Yellow :  Play <b>Hokey Pokey</b> p30-31 part 1 CD8; <b>Finger Fun</b> p20-21 CD 6; <b>Sugar Cookies</b> p24~25; <b>Singing Sounds</b> p16-17  Solo : <b>Singing Sounds</b> p16-17 (Yellow)
Fingering:	 <b>Knickerbocker's band</b> p18-19 CD5 Bells   ♪♪♪   drums   ♪♪♪   Together   ♪♪♪   ○
White	 Write 5 "Sol" in quarter notes on sticker book (music pages)









**Melody in Me Music Studio**  
 Email: [music@melodyinme.com](mailto:music@melodyinme.com)  
 Tel: 630-302-7190



# Harmony Road 1

## Lesson Six

Singing :	 <b>Do Do Do song</b> (print out); Sing Solfege notes Do Re Mi Fa Sol; <b>Singing Sounds</b> p16-17; Play <b>Hokey Pokey</b> p30 part 1 CD8; <b>Finger Fun</b> p20-21 CD 6; <b>Knickerbocker's band</b> p18-19 CD5
Keyboard:	 Blue :Play First line on p14-15; <b>Cuckoo clock</b> p19 ; <b>Tub Time</b> p30-31; <b>King Cat and Queen Cat</b> p28-29.  Yellow: Play <b>Singing Sounds</b> p16-17; <b>Finger Fun</b> p20-21 CD 6  Solo : <b>Cuckoo clock</b> p19 (blue book)
Rhythm:	 <b>Knickerbocker's band</b> p18-19 CD5 Bells   ♪♪♪   drums   ♪♪♪   Together   ♪♪♪   ○
Write:	 Write 5 "Fa" in half notes on sticker book (music pages)












**Melody in Me Music Studio**  
 Email: [music@melodyinme.com](mailto:music@melodyinme.com)  
 Tel: 630-302-7190



# Harmony Road 1

## Lesson Five

Singing :	 <b>Do Do Do song</b> (print out); Sing Solfege notes Do Re Mi Fa Sol; <b>Singing Sounds</b> p16-17; Play <b>Hokey Pokey</b> p30 part 1 CD8; <b>Finger Fun</b> p20-21 CD 6
Keyboard:	 Blue -  Play <b>Wendy the Whale</b> P10-11; <b>Magic Tree House</b> p12-13; <b>King Cat and Queen Cat</b> p28-29.  Play the p19 (Two-black keys) Both Hands (BH)  <b>Tub Time</b> p30-31;  Yellow: Play <b>Singing Sounds</b> p16-17;  Solo : <b>Wendy the Whale</b> P10-11; <b>Magic Tree House</b> (blue book)
Fingering:	 Sing and do the finger independence exercise "What's in the Honey Pot" Pink book p8-9
Write:	 Write 7 "Mi " in quarter notes on sticker book (music pages)











Melody in Me Music Studio  
 Email: [music@melodyinme.com](mailto:music@melodyinme.com)  
 Tel: 630-302-7190



# Harmony Road 1

## Lesson Four

Singing :	 <b>Wonderful Music</b> p4-5 CD1, <b>The Beat</b> p6-7 CD2; <b>Singing Sounds</b> p16-17 CD4; <b>Do Do Do song</b> (print out)
Keyboard:	 Blue -  Play <b>Wendy the Whale</b> P10-11; <b>Magic Tree House</b> p12-13; <b>King Cat and Queen Cat</b> p28-29.  Play the p19 (Two-black keys) Both Hands (BH)  Yellow –  Play <b>p15 rhythm with Middle Do</b> with finger 1 and play <b>Re</b> with finger 2.
Fingering:	 Sing and do the finger independence exercise "What's in the Honey Pot" pink book p8~9
Write:	 Write 7 "Re" in HALF notes ♩ on sticker book (music pages)












**Melody in Me Music Studio**  
 Email: [music@melodyinme.com](mailto:music@melodyinme.com)  
 Tel: 630-302-7190



# Harmony Road 1

## Lesson Three

Singing :	 <b>Wonderful Music</b> p4-5 CD1, <b>The Beat</b> p6-7 CD2, <b>Hickory Dickory Dock</b> p14 CD3;
Keyboard:	 Blue- Play <b>Wendy the Whale</b> P10-11;  <b>Kangaroo Show &amp; Katie Scores</b> P6~7;  Play <b>LH Rainbow</b> and <b>RH Rainbows</b> with 3-black keys (with finger 2, 3, 4)  Yellow: Play <b>p15 rhythm with Middle Do</b>
Fingering:	 Sing and do the finger independence exercise "What's in the Honey Pot" printout p8~9
Rhythm	 Clap Rhythm on p15 with sticks.
Write	 Write 7 middle Do in quarter notes on sticker book (music pages)  Trace Right Hand (RH) and mark finger numbers on p12-13




**Melody in Me Music Studio**  
 Email: [music@melodyinme.com](mailto:music@melodyinme.com)  
 Tel: 630-302-7190



# Harmony Road 1

## Lesson Two

Singing :	🎵 <u>Wonderful Music</u> p4-5 CD1, <u>The Beat</u> p6-7 CD2
Keyboard:	🎵 Blue Book – 🎵 Play <u>LH Rainbow</u> and <u>RH Rainbows</u> P4-5 (with finger 2, 3) 🎵 Play <u>LH Rainbow</u> and <u>RH Rainbows</u> with 3-black keys (with finger 2, 3, 4) 🎵 Play <u>Kangaroo Show</u> & <u>Katie Scores</u> P6~7
Fingering:	🎵 Sing and do the finger independence exercise "What's in the Honey Pot" Pink book p8-9
Write:	🎵 Draw 7 line notes and 7 space notes on P9-10
Note:	🎵 Great Big Whole Note  = 4 beats (4 counts).




Melody in Me Music Studio  
 Email: [music@melodyinme.com](mailto:music@melodyinme.com)  
 Tel: 630-302-7190





# Harmony Road 1

## Lesson One

Singing :	🎵 <b>Wonderful Music</b> p4-5 CD1; <b>The Beat</b> P6-7 CD2
Keyboard:	🎵 Review Black keys and White keys 🎵 Review 2-black keys and 3 black keys 🎵 Play <b>LH Rainbow</b> and <b>RH Rainbows</b> (Blue book) P4-5 (with finger 2, 3) 🎵 Play <b>LH Rainbow and RH Rainbows</b> with 3-black keys (with finger 2, 3, 4)
Fingering:	🎵 Sing and do the finger independence exercise "What's in the Honey Pot" Blue book p8-9
Rhythm:	🎵 Do Rhythm  with sticks and song <b>Wonderful Music</b> p4-5 CD1



**Melody in Me Music Studio**  
 Email: [music@melodyinme.com](mailto:music@melodyinme.com)  
 Tel: 630-302-7190