








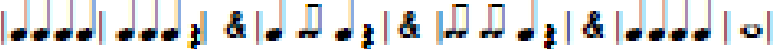




Harmony Road 1

Lesson Twelve

Singing :	 Strumming on the Bass p46 CD30 and Knickerbocker's Band  Mister Snail p48-49 CD14; and Sunshine Day p36-37 CD11
Keyboard:	 Hide and Seek p34-35 CD10; The Zoo p40-41 CD12  Practice LH Bass clef Do, Re, Mi (finger 5, 4, 3)  Practice rocking LH fingers 5,1,5 (Do Sol Do).  Play RE MI FA pattern for Down by the Ocean , p32-33 CD9 (RH)  Play supp Raccoon's Lullaby p20-21 and Let's Go- Do to Sol p26LH and RH
Write:	 Write Bass clef Mi's on the attendance book (music note pages).
Rhythm:	 Clap Rhythm  with sticks.



Melody in Me Music Studio
 Email: music@melodyinme.com
 Tel: 630-302-7190



Harmony Road 1

Lesson Eleven

Singing :	🎵 Hide and Seek p34-35 CD10, and Sunshine Day p36-37 CD11; Down by the Ocean , p32-33 CD9; The Zoo p40-41 CD12
Keyboard:	🎵 Practice playing Hide and Seek p34-35 CD10; The Zoo p40-41 CD12; Sunshine Day p36-37 CD11; Down by the Ocean , p32-33 CD9 (Re Mi Fa) 🎵 Play supp Raccoon's Lullaby p20-21; Let's Go- Do to Sol p26 HS 🎵 Practice rocking LH fingers 5,1,5 (Do Sol Do).
Write:	🎵 Write BASS clefs on paper 🎵 Write 5 BASS clef Re in whole notes on the music page











Melody in Me Music Studio
Email: music@melodyinme.com
Tel: 630-302-7190



Harmony Road 1

Lesson Ten

Singing :	 Hide and Seek p34-35 CD10 & Sunshine Day p36-37 CD11; The Zoo p40-41 CD12
Keyboard:	 Play Sunshine Day p36-37; Hide and Seek p34-35 CD10 (pay attention on half notes and rests).  Supp Dinosaur Music Night p18-19; Let's Go- Do to Sol LH & RH (HS) p26
Fingering	 Do with LH finger #5 and #1 for bass Do (Daddy Do) and Sol
Write:	 Write Treble clefs on paper  Write Bass clef Do's on the attendance book (music note pages).
Rhythm:	 Clap Rhythm  with sticks.












Melody in Me Music Studio
 Email: music@melodyinme.com
 Tel: 630-302-7190



Harmony Road 1

Lesson Nine

Singing :	 Knickerbocker's band p18-19 CD5 & Hide and Seek p34-35 CD10 & Sunshine Day p36-37 CD11
Keyboard:	 Play Sunshine Day p36-37; Hide and Seek p34-35 CD10  Play Supp Let's Go- Do to Sol p26; Dinosaur Music Night p18-19  Supp p16 Train Rhythms (Play with Mi, Fa, Sol – the first train with RH; Do, Re, Me – the 2nd train with LH)
Fingering	 Finger awareness L.H. Do and Sol sing and play with finger 5 and 1
Writing:	 Draw left hand with finger number on p12
Rhythm:	 Clap $\frac{4}{4}$  and  with sticks.


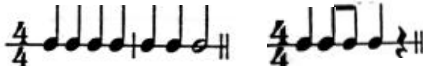


Melody in Me Music Studio
 Email: music@melodyinme.com
 Tel: 630-302-7190



Harmony Road 1

Lesson Seven

Singing :	🎵 <u>Hide and Seek</u> p34-35 CD10
Keyboard:	🎵 Sing <u>Knickerbocker's band</u> p18-19 CD5 & play Re Re Do parts 🎵 <u>Sugar Cookies</u> p24-25 CD7; <u>Hokey Pokey</u> p30-31 part 1&2 CD8; 🎵 Play supp <u>Twin sounds</u> p12-13 (Play the 2 nd line of each page)
Finger exercise	🎵 Practice playing Do, Re, Mi, Fa, Sol (RH) in  rhythm with curved fingers... 🎵 Practice RH (Do-Re-Mi, Re-Mi-Fa, and Mi-Fa-Sol)
Writing	🎵 Draw some Sol in Half note on the attendance book music pages..
Rhythm:	🎵 Clap Rhythm with sticks. 








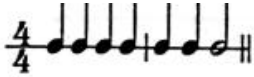



Melody in Me Music Studio
 Email: music@melodyinme.com
 Tel: 630-302-7190



Harmony Road 1

Lesson Six

Singing :	 Knickerbocker's band p18-19 CD5; Hokey Pokey p29 CD8; Sugar Cookies p24-25 CD7
Keyboard:	 Sing and play Finger Fun p20-21 CD 6; Sugar Cookies p24-25 CD7; Hokey Pokey p30-31 part 1 & part 2  Play supp Twin sounds p12-13 (Play the 2 nd line of each page)  Play distributed song Here We Go
Writing	 Draw 5 "Fa" quarter notes in music notebook.  Draw quarter notes on p28
Rhythm:	 Clap Rhythm with sticks $\frac{4}{4}$  & $\frac{4}{4}$ 









Melody in Me Music Studio
 Email: music@melodyinme.com
 Tel: 630-302-7190



Harmony Road 1

Lesson Five

Lesson Five	
Singing :	 Knickerbocker's band p18-19 CD5; Hokey Pokey p29 CD8; Sugar Cookies p24-25 CD7
Keyboard:	 Review Singing Sounds p16-17  Sing and play Finger Fun p20-21 CD 6; Sugar Cookies p24-25 CD7  Play supp Cuckoo Clock; Train Rhythms (Play with Do, Re, & Mi – the first train)
Writing	 Draw Mi Re Do with Half notes , and whole notes on attendance book.
Rhythm:	 Clap Rhythm for Sugar Cookies p24-25 CD7 with sticks.










Melody in Me Music Studio
Email: music@melodyinme.com
Tel: 630-302-7190



Harmony Road 1

Lesson Four

Singing :	 Wonderful Music p4-5 CD1, The Beat p6-7 CD2, Do Do Do song , Hickory Dickory Dock p14 CD3; Sing Solfege notes Do Re Mi Fa
Keyboard:	 Review Singing Sounds p16-17  Sing and play Finger Fun p20-21 CD 6  Play supplement songs : Magic Tree House p10-11, Wendy the Whale p8-9); Cuckoo Clock p17; Twin sounds p12-13 (Play the first line of each page)
Writing	 Draw 5 Do, Re and Mi's in quarter notes on music pages in attendance book
Fingering:	 Sing & do the finger exercise "What's in the Honey Pot" sup p6~7
Rhythm:	 Clap p15 rhythm both line1 and line2 with sticks











Melody in Me Music Studio
 Email: music@melodyinme.com
 Tel: 630-302-7190



Harmony Road 1

Lesson Three

Singing :	 Wonderful Music p4-5 CD1, The Beat p6-7 CD2, Hickory Dickory Dock p14 CD3
Keyboard:	 Play Kangaroo Show sup p4 & Katie Scores sup p5  Play Magic Tree House sup p10-11  Play Singing Sounds p16-17  Play Hokey Pokey p30 part 1 CD8;
Fingering	 Sing & do the finger exercise "What's in the Honey Pot" sup p6~7
Rhythm:	 Clap p15 rhythm both line1 and line2 with sticks
Writing:	 Color the Magic Tree House sup p11 rainbow.










Melody in Me Music Studio
Email: music@melodyinme.com
Tel: 630-302-7190



Harmony Road 1

Lesson Two

Singing :	 Wonderful Music p4-5 CD1, The Beat p6-7 CD2, Singing Sounds p16-17 CD4. (words and solfege) p16-17 CD4, Hickory Dickory Dock p14 CD3
Keyboard:	 Review RH Rainbow , LH Rainbow , Kangaroo Show & Katie Scores (sup p2~5) 2 black keys  Play Singing Sounds p16-17
Fingering:	 Sing & do the finger exercise "What's in the Honey Pot" sup p6~7
Writing:	 Make line notes P8 and space notes p9  Write 5 middle Mi in great big whole notes on music book
Rhythm:	 Clap p15 rhythm both line1 and line2 with sticks














Melody in Me Music Studio
Email: music@melodyinme.com
Tel: 630-302-7190



Harmony Road 1

Lesson One

Singing :	 Wonderful Music p4-5 CD1, The Beat p6-7 CD2, Singing Sounds p16-17 CD4.
Keyboard:	 White & Black keys, 2 black keys, 3 black keys  Tap R.H. finger 1 & 2 on knees  Play RH Rainbow , LH Rainbow Kangaroo Show (supplementary) 2 black keys
Writing:	 Make picture of Right hand and mark finger numbers p13  Write 5 middle Do, and Re in great big whole notes on music book
Rhythm:	 Clap 4/4     with sticks



Melody in Me Music Studio
Email: music@melodyinme.com
Tel: 630-302-7190