



Harmony Road 2

Lesson Seventeem

Lesson Seventeem	
Singing :	 Sing solfege for Duck Crossing p40-41; Hiking Song p42-43  Mister Snail p48-49 CD14 (yellow)
Keyboard:	 Mister Snail p48-49 CD14; Moo Town Singer p56-57 (book 1);  Duck Crossing p40-41; Tucker's Secret Life p44 (blue book); Hiking Song p42-43 HS; Stepping Out p44 HT  Mister Moon p10 (book 2 – orange book) Hands Separately HS
Finger Exercise	 RH plays “Do Re Mi”, LH plays “Do” then RH plays “Do Re Mi”, LH “SOL” (whole note) 
Concert	 Pineapple Dance ; Scotland Bells p23 for bells; Turkey in the Straw (distributed) sticks; Rhythm Clock Song (orange p4-5); Partner Play p17  Your Piano solo pieces








Melody in Me Music Studio
Email: music@melodyinme.com
Tel: 630-302-7190



Harmony Road 2

Lesson Sixteen

Private session	 Your Piano solo pieces
Keyboard:	 Play Duck Crossing p40-41 (HT); Stepping Out p48  Yellow - Mister Snail p48-49 CD14; Moo Town Singer p56-57  Mister Moon p10 (book 2 – orange book) HT
Finger Exercise	 RH plays “Do Re Mi”, LH plays “Do” then RH plays “Do Re Mi”, LH “SOL” (whole note) 
Concert	 Pineapple Dance ; Scotland Bells p23 for bells; Turkey in the Straw (distributed) sticks; Rhythm Clock Song (orange p4-5); Partner Play p17  Your Piano solo pieces



Melody in Me Music Studio
Email: music@melodyinme.com
Tel: 630-302-7190



Harmony Road 2

Lesson Fifteen

Private session	 Your Piano solo pieces
Keyboard:	 Play Duck Crossing p40-41 (HT); Stepping Out p48  Yellow - Mister Snail p48-49 CD14; Moo Town Singer p56-57  Mister Moon p10 (book 2 – orange book) HT
Finger Exercise	 RH plays “Do Re Mi”, LH plays “Do” then RH plays “Do Re Mi”, LH “SOL” (whole note) 
Concert	 Pineapple Dance ; Scotland Bells p23 for bells; Turkey in the Straw (distributed) sticks; Rhythm Clock Song (orange p4-5); Partner Play p17  Your Piano solo pieces



Melody in Me Music Studio
Email: music@melodyinme.com
Tel: 630-302-7190



Harmony Road 2

Lesson Fourteen

Lesson Fourteen	
Singing :	 Sing solfege for Duck Crossing p40-41; Hiking Song p42-43  Mister Snail p48-49 CD14 (yellow)
Keyboard:	 Mister Snail p48-49 CD14; Moo Town Singer p56-57 (book 1);  Duck Crossing p40-41; Tucker's Secret Life p44 (blue book)  Mister Moon p10 (book 2 – orange book) Hands Separately HS
Finger Exercise	 RH plays “Do Re Mi”, LH plays “Do” then RH plays “Do Re Mi”, LH “SOL” (whole note) 
Concert	 Pineapple Dance ; Scotland Bells p23 for bells; Turkey in the Straw (distributed) sticks; Rhythm Clock Song (orange p4-5); Partner Play p17  Your Piano solo pieces











Melody in Me Music Studio
Email: music@melodyinme.com
Tel: 630-302-7190



Harmony Road 2

Lesson Thirteen

Singing :	 Sing solfege for Bouncing on the Bus p35; Mister Snail p48-49 CD14; Moo Town Singer p56-57 (book 1 Yellow)
Keyboard:	 Play Mister Snail p48-49 CD14; Moo Town Singer p56-57 (book 1)  Play Bouncing in the Bus p34; Duck Crossing p40-41 HT  Play Tucker's Secrete Life p44
Finger	 RH plays "Do Re Mi", LH plays "Do" then RH plays "Do Re Mi", LH "SOL" (whole note) 
Concert:	 Pineapple Dance ; Scotland Bells p23 for bells; Turkey in the Straw (distributed) sticks; Rhythm Clock Song (orange p4-5); Partner Play p17  Your Piano solo pieces






Melody in Me Music Studio
Email: music@melodyinme.com
Tel: 630-302-7190



Harmony Road 2

Lesson Twelve

Singing :	 Sing solfege for Duck Crossing p40-41; Russian Folk Dance p46-47; Tucker's Secret Life p44
Keyboard:	 Play Russian Folk Dance p46-47; Tucker's Secret Life p44  Play Duck Crossing p40-41 HS first, then HT if ready
Rhythm:	 Practice RH plays Do Re Mi LH plays Sol Sol Sol 
Chord:	 Draw C (Do-Mi-Sol) , G7 (Ti-Fa-Sol) and F (Do-Fa-La) chords in Bass clef (3 for each)
Concert	 Scotland Bells p23 for bells; Turkey in the Straw (distributed) sticks; Rhythm Clock Song (orange p4-5); Partner Play p17










Melody in Me Music Studio
Email: music@melodyinme.com
Tel: 630-302-7190



Harmony Road 2

Lesson Eleven

Singing :	 Sing solfege for Beethoven's Door p24-25; Steps and Skips p26; Bouncing in the Bus p34
Keyboard:	 Play Beethoven's Door p24-25; Surprise Symphony p27  This is My C Scale p19; Russian Folk Dance p46-47  Solo Beethoven's Door p24-25
Finger	 Practice RH plays Do Re Mi LH plays Sol Sol Sol 
Chord:	 Draw C (Do-Mi-Sol) , G7 (Ti-Fa-Sol) and F (Do-Fa-La) chords in Bass clef (3 for each)










Melody in Me Music Studio
Email: music@melodyinme.com
Tel: 630-302-7190



Harmony Road 2

Lesson Ten

Singing :	 Sing solfege for Beethoven's Door p24-25; Really Resting p13; Russian Folk Dance p46-47
Keyboard:	 Play Beethoven's Door p24-25; Really Resting p35; Russian Folk Dance p46-47; Surprise Symphony p27; Scotland Bells p23;  Finger exercise : Finger Fun 2 p31  Solo : Surprise Symphony p27; Scotland Bells p23 next time in class
Chords	 Review C chord (Do Mi Sol); G7 Chord (Ti Fa Sol); F chord (Do Fa La)
Write :	 Draw "Do and Sol" on Blue book p31.  Draw 7 Mommy "Do" – Treble Do in half notes on music page












Melody in Me Music Studio
Email: music@melodyinme.com
Tel: 630-302-7190



Harmony Road 2

Lesson Nine

Singing :	 Sing solfege for Surprise Symphony p27; Beethoven's Door p24-25
Keyboard:	 Bugs p33; Tooth Fairy p37; A B Bop p38-39; Scotland Bells p23; Surprise Symphony p27; Beethoven's Door p24-25  Finger exercise : Finger Fun p31; Great Big Day p19 C scale LH  Solo : Surprise Symphony p27
Finger exercise :	 Review : Skipping fingering (Distributed in class);  Play Finger Fun 2 p31
Write:	 Draw 7 "daddy Ti" on Treble clef in half notes on music pages  Rhythm Maker 2 P22. Makeup 4 beats per blank measure with combination of  (Whole Note or Whole Rest can be used only once)









Melody in Me Music Studio
Email: music@melodyinme.com
Tel: 630-302-7190



Harmony Road 2

Lesson Eight

Singing :	 Scotland Bells p23 CD6; Surprise Symphony p27; A B Bop p16-17
Keyboard:	 Tooth Fairy p37; A B Bop p38-39; Steps and Skips p32; Scotland Bells p23; Surprise Symphony p27;  Finger exercise : Finger Fun p31; Great Big Day p19 C scale LH  Solo : Please Teach Us p17 and Steps and Skips p26
Theory	 Review Steps (Line notes <-> Space notes) and Skips (Line Note -> to Line Note; Space note -> Space note) concept
Write:	 Draw 7 La in half notes (where the stem should be?) on music page in sticker book.











Melody in Me Music Studio
Email: music@melodyinme.com
Tel: 630-302-7190



Harmony Road 2

Lesson Seven

Singing :	 Scotland Bells p23; A B Bop p38-39; Tooth Fairy p37
Keyboard:	 Play Please Teach Us p17; Bugs p33 CD10; Tooth Fairy p37; A B Bop p38-39; Steps and Skips p26; Surprise Symphony p27;  Finger : Finger Fun p21 ; Great Big Day p19 C scale LH  Solo : Orange: Little Gray Pony p12-13 CD 5 (if haven't performed yet)
Chord:	 Review C chord (Do Mi Sol); G7 Chord (Ti Fa Sol); F chord (Do Fa La)
Write:	 Draw 7 Base clef "La" and Base clef "Ti" in quarter notes on music page in sticker book (down stem)   Steps (ST) and Skips (SK) homework (distributed last week)









Melody in Me Music Studio
Email: music@melodyinme.com
Tel: 630-302-7190



Harmony Road 2

Lesson Six

Singing :	 Sing solfege for <u>You and Me</u> p15; <u>Please Teach Us</u> p17; <u>Steps and Skips</u> p26; <u>Surprise Symphony</u> p27; Orange: <u>Little Gray Pony</u> p12-13 CD 5
Keyboard:	 Blue : <u>You and Me</u> p15; <u>Please Teach Us</u> p17; <u>Steps and Skips</u> p26; <u>Surprise Symphony</u> p27;  Finger : <u>Finger Fun</u> p21 ; <u>Great Big Day</u> p19 C scale LH  Solo : Orange: <u>Little Gray Pony</u> p12-13 CD 5
Write:	 Steps (ST) and Skips (SK) homework (distributed) ➔ Review the Skeps (line note-space note) and Skip (line note-line note, space note - space note) concept.
Chord:	 Review C chord (Do Mi Sol); G7 Chord (Ti Fa Sol);







Melody in Me Music Studio
Email: music@melodyinme.com
Tel: 630-302-7190



Harmony Road 2

Lesson Five

Singing :	 Sing solfege for <u>Please Teach Us</u> p15; <u>Steps and Skips</u> p26
Keyboard:	 Blue: <u>Finger Fun</u> p21 CD3; <u>In A Mess</u> p14; <u>You and Me</u> p15; <u>Three Delightful Friend</u> p16; <u>Please Teach Us</u> p17; <u>Steps and Skips</u> p26  Solo : <u>Galaxy Walk</u> p12-13 CD4
Chord:	 Review C chord (Do Mi Sol); G7 Chord (Ti Fa Sol); F chord (Do Fa La)








Melody in Me Music Studio
Email: music@melodyinme.com
Tel: 630-302-7190



Harmony Road 2

Lesson Four

Singing :	 Sing solfege for : Blue Galaxy Walk p12-13; You and Me p15; Please Teach Us p17
Keyboard:	 Blue: Let's Go Do to Sol p10 CD3 (1 st time RH, 2 nd time LH)  Finger Fun p8 CD3; You and Me p15; Please Teach Us p17  Orange: Little Gray Pony p12-13 CD 5 (HT)
Rhythm:	 Do Rhythm Clock Song p4-5 CD 1 with sticks (orange)
Theory	 Time Signature – $\frac{3}{4}$ 3 beats per measure, ♪ gets one beat
Write:	 Draw measure barline based on the time signature (Distributed print out).










Melody in Me Music Studio
Email: music@melodyinme.com
Tel: 630-302-7190



Harmony Road 2

Lesson Three

Singing :	 Blue : Saucer Flight p7; Here We Go P8-9; Lets Go Do to Sol p10; Galaxy Walk p12-13  Orange : Clock Song p4-5 CD1; Little Gray Pony p12-13 CD5
Keyboard:	 Blue: 1 st time RH, 2 nd time LH - Saucer Flight p7; Here We Go P8-9; Lets Go Do to Sol p10; Galaxy Walk p12-13   Orange: Little Gray Pony p12-13 CD 5 (HT)  Solo : (blue) Saucer Flight p7; 1 st time RH, 2 nd time LH.
Rhythm:	 Do Rhythm Clock Song p4-5 CD 1 with sticks (orange)

















Melody in Me Music Studio
Email: music@melodyinme.com
Tel: 630-302-7190



Harmony Road 2

Lesson Two

Singing :	 Saucer Flight p7; Here We Go P8-9; Lets Go Do to Sol p10
Keyboard:	 Finger exercise – make sure all the fingers curved, playing with finger tips, no bouncing wrists.  Review Middle Do, Re, Mi and musical signs p3  Play Saucer Flight p7 with RH and LH separately (HS)  Play Here We Go p8-9 with RH and LH separately (HS)  Play Lets Go Do to Sol p10 with RH and LH separately (HS)  Yellow book – Mister Snail p48-49 Hands together (HT)
Theory	 Time Signature – $\frac{4}{4}$ =C Common signature, p4 4 beats per measure,  gets one beat
Write:	 P4 Draw your own rhythm with $\frac{4}{4}$ =C time signature with combination of notes ( ) and/or rests (quarter rest  or half rest )










Melody in Me Music Studio
Email: music@melodyinme.com
Tel: 630-302-7190



Harmony Road 2

Lesson One

Singing :	 Saucer Flight p7 Here We Go P8-9  Yellow book - Sing Mister Snail p48-49 CD14; Moo Town Singers p56-57
Keyboard:	 Finger exercise – make sure all the fingers curved, playing with finger tips, no bouncing wrists.  Review Middle Do, Re, Mi and musical signs p3  Blue : Play Saucer Flight p6 with RH (finger 1, 2, 3) and LH (finger 3, 4, 5) – first time RH, 2 nd time LH  Yellow book – Mister Snail p48-49 Hands separately
Write:	 Write Do, Re, Mi, Fa, Sol (Bass Clef and Treble Clef) with great big whole notes Green book P7 (3 sets for each)



Melody in Me Music Studio
Email: music@melodyinme.com
Tel: 630-302-7190