









# Harmony Road 2

## Lesson Seventeen

Singing :	 <b>The Music Key</b> p53 CD23; <b>Goodbye</b> p58-59 CD 25; <b>Mister Rabbit</b> p46-47 CD21; <b>Clap Your Hands</b> p44 CD20; <b>My Bunny</b> p48 CD22
Keyboard: Sing & play	 HT : <b>Love Somebody</b> p36-37 CD17; <b>Fiddler, Fiddler</b> p40-41 CD19; <b>Clap Your Hands</b> p44 CD20  HS: <b>Play Finger Play #2</b> p42; <b>My Bunny</b> p48 CD22
Rhythm:	 First part for <b>Royal March of the Lion</b> p56-57
Writet	 <b>Music Matching Game</b> p54-55;  Practice flat sign “b” on p51











Melody in Me Music Studio  
 Email: [music@melodyinme.com](mailto:music@melodyinme.com)  
 Tel: 630-302-7190



# Harmony Road 2

## Lesson Sixteen

Singing :	 <b>Mister Rabbit</b> p46-47 CD21; <b>Clap Your Hands</b> p44 CD20; <b>My Bunny</b> p48 CD22
Keyboard: Sing & play	 <b>Mousie, Mousie</b> p30-31 CD14 (HT)  <b>Go Tell Aunt Rhody</b> p34 CD16 (HT)  <b>Fiddler, Fiddler</b> p40-41 CD19 (HT)  HS : <b>Finger Play #1 #2</b> p42; <b>Clap Your Hands</b> p44 CD20  Review the G position
Write:	 Practice some sharp sign # on p43
Concert	 Practice the solo pieces



Melody in Me Music Studio







Email: [music@melodyinme.com](mailto:music@melodyinme.com)

Tel: 630-302-7190



# Harmony Road 2

## Lesson Fifteen

Singing :	 <b>Fiddler, Fiddler</b> p40-41 CD19; <b>Love Somebody</b> p36-37 CD17; <b>Go Tell Aunt Rhody</b> p34 CD16; <b>My Bunny</b> p48 CD22
Keyboard: Sing & play	 HT: <b>Fiddler, Fiddler</b> p40-41 CD19 ; <b>Go Tell Aunt Rhody</b> p34 CD16 ; <b>Love Somebody</b> p36-37 CD17; <b>Mousie, Mousie</b> p30-31 CD14    HS : <b>Finger Play</b> #1 #2 p42 <i>Concert</i> solo pieces
Writing:	 Write F position “Fa Sol La Ti Do” on sticker book
Rhythm:	 Clap Rhythm for <b>Love Somebody</b> p36-37 CD17 (RH) with Sticks



Melody in Me Music Studio









Email: [music@melodyinme.com](mailto:music@melodyinme.com)

Tel: 630-302-7190



# Harmony Road 2

## Lesson Fourteen

<b>Lesson Fourteen</b>	
Singing :	 <b>A Musical Tale</b> p38-39 CD18; <b>Fiddler, Fiddler</b> p40-41 CD19; <b>Love Somebody</b> p36-37 CD17; <b>Go Tell Aunt Rhody</b> p34 CD16
Keyboard: Sing & play	 Try Left Hand (LH) <b>C</b> full chord <b>Do-&gt;Mi-&gt;Sol</b> and <b>G7</b> full chord <b>Ti-&gt;Fa-&gt;Sol</b>  Practice Chord and G7 chord interchanging  <b>HT : Mousie, Mousie</b> p30-31 CD14; <b>Butterfly</b> p28-29 CD13; <b>The Songbirds Band</b> p26-27 CD12  <b>HS : Go Tell Aunt Rhody</b> p34 CD16  Play and sing the G position scales (So La Ti Do Re)
Write:	 Make G7 and C chords on staff papers or on attendance book
Rhythm	 Clap LH Rhythm p30 and p 40-41 with sticks












**Melody in Me Music Studio**  
 Email: [music@melodyinme.com](mailto:music@melodyinme.com)  
 Tel: 630-302-7190



# Harmony Road 2

## Lesson Thirteen

<b>Lesson Thirteen</b>	
Singing :	 <b>Fiddler, Fiddler</b> p40-41 CD19; <b>Love Somebody</b> p36-37 CD17; <b>Go Tell Aunt Rhody</b> p34 CD16
Keyboard: Sing & play	 <b>Finger Play #3</b> p24  Try Left Hand (LH) <b>C chord</b> going from short chord <b>Mi-&gt;Sol</b> to full chord <b>Do-&gt;Mi-&gt;Sol</b>  <b>Mousie, Mousie</b> p30-31 CD14 (RH, HT if ready)  <b>Butterfly</b> p28-29 CD13 (HT)  <b>The Songbirds Band</b> p26-27 CD12 Each part  <b>Go Tell Aunt Rhody</b> p34 CD16 (RH only)
Rhythm:	 Clap LH Rhythm p30 and p 40-41 with sticks
Concert	 Practice your solo pieces for concert.













**Melody in Me Music Studio**  
 Email: [music@melodyinme.com](mailto:music@melodyinme.com)  
 Tel: 630-302-7190



# Harmony Road 2

## Lesson Twelve

Singing :	 <b>Butterfly</b> p28-29 CD13; <b>Finger Play #3</b> p24; <b>A Musical Tale</b> p38-39 CD18; <b>Mousie, Mousie</b> p30-31 CD14
Keyboard:	 <b>Partner Play</b> p16-17 CD4 HT  <b>Following the Leader</b> p18-19 HT cd8  <b>My Birthday</b> p20-21 CD9 HT  <b>Butterfly</b> p28-29 CD13 HT  <b>The Songbirds Band</b> p26-27 CD12 Each Part  <b>G position</b> on keyboard – rocking <b>Sol</b> to <b>La</b> . (finger 1 and 2) RH  Sing & play <b>Finger Play #3</b> p24  Practice <b>Finger Fun 3</b> (supplement music sheet)
Rhythm:	 clap rhythms on top of p27 (all 3 lines) with sticks










**Melody in Me Music Studio**  
 Email: [music@melodyinme.com](mailto:music@melodyinme.com)  
 Tel: 630-302-7190



# Harmony Road 2

## Lesson Eleven

Singing :	 <b>Butterfly</b> p28-29 CD13; <b>Sing a Sound #2</b> p24; patterns p23
Keyboard:	 <b>Partner Play</b> p16-17 CD4 HT  <b>My Birthday</b> p20-21 CD9 (HS, HT if ready)  <b>Following the Leader</b> p18-19 (HS) cd8  <b>Butterfly</b> p28-29 CD13 (HS)  <b>The Songbirds Band</b> p26-27 CD12 (HS)
Rhythm:	 clap both rhythms on top of p27 (all 3 lines) with sticks












Melody in Me Music Studio  
 Email: [music@melodyinme.com](mailto:music@melodyinme.com)  
 Tel: 630-302-7190



# Harmony Road 2

## Lesson Ten

Singing :	 <b>The Songbirds Band</b> p26-27 CD12; <b>Sing a Sound</b> p22-23 CD10; <b>Finger Play #2</b> p24; patterns p23
Keyboard:	 <b>Partner Play</b> p16-17 CD4 HT  <b>My Birthday</b> p20-21 CD9 (team play with parents, HT if ready)  <b>Following the Leader</b> p18-19 (HS, measure #2 HT) cd8  <b>Butterfly</b> p28-29 CD13 (HS)  <b>The Songbirds Band</b> p26-27 CD12 (HS)
Write:	 Finish making own melody – p25  Write the short chords on p29
Rhythm:	 clap both rhythms on top of p27 (all 3 lines) with sticks











**Melody in Me Music Studio**  
 Email: [music@melodyinme.com](mailto:music@melodyinme.com)  
 Tel: 630-302-7190



# Harmony Road 2

## Lesson Nine

Singing :	 <b>Butterfly</b> p28-29 CD13 ; <b>The Songbirds Band</b> p26-27 CD12; <b>Sing a Sound</b> p22-23 CD10
Keyboard:	 <b>Partner Play</b> p16-17 CD4 HT  <b>Finger Play #1</b> p24 HT  <b>Following the Leader</b> p18-19 HS (hands separately) cd8  <b>My Birthday</b> p20-21 CD9 HS
Write:	 write shell chords p21 (think about which measure is C shell, which is G7 Shell?)  Start making own melody – p25 (suggest simple 7 beats and rest rhythm quarter notes) 4 measures and start/end with middle DO.
Rhythm:	 clap both rhythms on top of p27 (1 <sup>st</sup> and 2 <sup>nd</sup> lines) with sticks



Melody in Me Music Studio







Email: [music@melodyinme.com](mailto:music@melodyinme.com)

Tel: 630-302-7190



# Harmony Road 2

## Lesson Eight

<b>Lesson Eight</b>	
<b>Singing :</b>	 <b>My Birthday</b> p20-21 CD9; <b>The Songbirds Band</b> p26-27 CD12; <b>Sing a Sound</b> p22-23 CD10; read and sing patterns p23
<b>Keyboard:</b>	 <b>Partner Play</b> p16-17 CD4 (hands separately)  <b>Finger Play #1</b> p24 HT  <b>Following the Leader</b> p18-19 (hands separately) cd8 Practice playing <b>Do-&gt;Sol</b> and <b>Ti-&gt;Sol</b> shell chord with LH (p20 LH)  <b>Mister Moon</b> p10 CD4 HT
<b>Rhythm:</b>	 clap both rhythms on top of p27 (first line) with sticks










**Melody in Me Music Studio**  
 Email: [music@melodyinme.com](mailto:music@melodyinme.com)  
 Tel: 630-302-7190



# Harmony Road 2

## Lesson Seven

<b>Lesson Seven</b>	
Singing :	 <b>My Birthday</b> p20-21 CD9; <b>The Songbirds Band</b> p26-27 CD12; <b>Partner Play</b> p16-17 CD7; <b>Sing a Sound</b> p22-23 CD10
Keyboard:	 <b>Mister Moon</b> p10 CD4 HT  <b>Partner Play</b> p16-17 CD7 (hands separately)  <b>Finger Play #1</b> (first line) p24 RH  <b>Following the Leader</b> p18-19 LH
Rhythm:	 clap both rhythms on top of p27 (first line) with sticks
Write:	 write 5 Bass Clef “Fa” with quarter notes (Note: where the note stem should be located?) on p60 or on attendance notebook.










**Melody in Me Music Studio**  
 Email: [music@melodyinme.com](mailto:music@melodyinme.com)  
 Tel: 630-302-7190



# Harmony Road 2

## Lesson Six

Singing :	 <b>Goodbye</b> p58-59 CD 25; <b>My Birthday</b> p20-21 CD ; <b>Partner Play</b> p16-17 CD7; <b>Following the Leader</b> p18-19
Keyboard:	 Complete Unit 1 keyboard songs (p4-15) Hands together  <b>Mister Moon</b> p10 CD4 HT  <b>C shell chord</b> rhythms  <b>Finger Play #1</b> p24 <b>C shell chord</b> rhythms
Rhythm:	 clap both rhythms on top of p18 with sticks
Write:	 write Rhythm as top of p18 on attendance notebook or on paper.



**Melody in Me Music Studio**








Email: [music@melodyinme.com](mailto:music@melodyinme.com)

Tel: 630-302-7190



# Harmony Road 2

## Lesson Five

Singing :	 <b>Goodbye</b> p58-59 CD 25; <b>Boogie Walk</b> p14-15 CD6; <b>Partner Play</b> p16-17 CD7; <b>Following the Leader</b> p18-19
Keyboard: Play & sing –	 <b>Two Little Robins</b> p8-9 CD3(HT)  <b>Mister Moon</b> P10 (HT)  <b>Little Gray Pony</b> p12-13 CD 5 (HT)  <b>C shell chord</b> rhythms
Rhythm:	 clap both rhythms on top of p17 with sticks
Write:	 Write 5 Bass Clef C shell chords on attendance book music page.







**Melody in Me Music Studio**  
 Email: [music@melodyinme.com](mailto:music@melodyinme.com)  
 Tel: 630-302-7190



# Harmony Road 2

## Lesson Four

Singing :	 <b>Little Gray Pony</b> p12-13 CD 5; <b>Clock Song</b> p4-5 CD 1; <b>Boogie Walk</b> p14-15 CD6;
Keyboard:	Play and sing -  <b>Two Little Robins</b> p8 & p9 2 <sup>nd</sup> line CD3 hands together (HT), p9 line1 hands separately (HS);  <b>Mister Moon</b> P10 measure 2, 4, 6 (HT – Hands together)
Rhythm:	 Write 8th notes on attendance book music paper (ez & ezzz ) 2 sets each.










**Melody in Me Music Studio**  
 Email: [music@melodyinme.com](mailto:music@melodyinme.com)  
 Tel: 630-302-7190



# Harmony Road 2

## Lesson Three

Singing :	 <b>Two Little Robins</b> p8-9 CD3; <b>Clock Song</b> p4-5 CD 1; <b>Boogie Walk</b> p14-15 CD6;
Keyboard:	 Play Treble clef and Bass clef Do, Re, Mi, Fa, Sol (HS)  Play <b>Two Little Robins</b> p8-9 CD3 hands separately (HS)  <b>Mister Moon</b> p10 CD4 (HS);  <b>Mister Moon</b> P10 measure 2 and 4 (HT – Hands together)
Read:	 Review Treble clef and Bass clef Do, Re, Mi, Fa, Sol with the magnet board
Rhythm:	 Sing and clap <b>Boogie Walk</b> p14-15 CD6;



Melody in Me Music Studio  
 Email: [music@melodyinme.com](mailto:music@melodyinme.com)  
 Tel: 630-302-7190



# Harmony Road 2

## Lesson Two

Singing :	🎵 <b>Two Little Robins</b> p8-9 CD3; <b>Clock Song</b> p4-5 CD 1; <b>Little Gray Pony</b> p12-13 CD 5
Keyboard:	🎵 Play <b>Two Little Robins</b> p8-9 CD3 hands separately (HS) 🎵 <b>Mister Moon</b> p10-11 CD4 (HS) 🎵 P10 measure 2 and measure 6 (HT – both RH & LH)
Read:	🎵 Review Treble clef and Bass clef Do, Re, Mi, Fa, Sol with the magnet board
Rhythm:	🎵 Rhythm: Sing and clap <b>Little Gray Pony</b> p12-13 CD 5 with sticks









Melody in Me Music Studio  
 Email: [music@melodyinme.com](mailto:music@melodyinme.com)  
 Tel: 630-302-7190



# Harmony Road 2

## Lesson One

Singing :	 <b>Two Little Robins</b> p8-9 CD3; <b>Clock Song</b> p4-5 CD 1; <b>Mister Moon</b> p10-11 CD4
Keyboard:	 Review Do Re Mi Fa Sol for both Treble and Bass clefs  Play <b>Two Little Robins</b> p8-9 CD3 hands separately (HS)  <b>Mister Moon</b> p10-11 CD4 Left Hand (LH)
Writing:	 make Bass Clef Do's and Sol's in quarter notes on attendance book music note page
Rhythm:	 Do the rhythm   ●●●●   &   ez ez ez ez   &   ●●●●   o   with sticks



**Melody in Me Music Studio**  
 Email: [music@melodyinme.com](mailto:music@melodyinme.com)  
 Tel: 630-302-7190