



Harmony Road 3

Lesson Thirteen

| | |
|----------------------------|---|
| Singing : Listen & sing |  Sing Happy Song p36 CD15; Turkey in the Straw p38-39 CD and Dancing Bear p42-43 CD17 |
| Keyboard: Sing & play |  HS: My Little Burro p30 CD12 (LH with chords with rhythm rest tahn tahn);  HT: Ode To Joy p22-23 CD9; Twinkle Twinkle Little Star p24-25 CD10; Finger Parade p10-11 in D minor (LH Dm & A7 chords); Silly Old Clown , p34-35 CD14 (in D minor, F, G, and C); |
| Write |  Reverse pattern p48 |
| Rhythm |  Clap Rhythm with sticks My Little Burro p30 CD12  |



Melody in Me Music Studio
 Email: music@melodyinme.com
 Tel: 630-302-7190



Harmony Road 3

Lesson Twelve

| | |
|----------------------------|--|
| Singing : Listen & sing |  Sing Happy Song p36 CD15; Mexican Hat Dance p32-33 CD13 |
| Keyboard: Sing & play |  HS: My Little Burro p30 RH; Finger Parade p10-11 in D minor  HT: Silly Old Clown , p34-35 CD14; Ode To Joy p22-23 CD9; Twinkle Twinkle Little Star p24-25 CD10  Finger Parade p10-11 in F, C, G; Spinning Around p20-21 cd8 (solo next time in class) |
| Rhythm |  Clap Rhythm with sticks My Little Burro p30-31 CD12  |








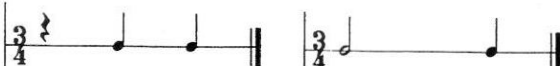



Melody in Me Music Studio
 Email: music@melodyinme.com
 Tel: 630-302-7190



Harmony Road 3

Lesson Eleven

| | |
|----------------------------|---|
| Singing : Listen & sing |  Sing My Little Burro p30-31 CD12; Mexican Hat Dance p32-33 CD13 |
| Keyboard: Sing & play |  Spinning Around p20-21 cd8 HT (solo next time in class)  Ode To Joy p22-23 CD9 HT  Silly Old Clown , p34-35 CD14 HT  Twinkle Twinkle Little Star p24-25 CD10 HS  Finger Parade p10-11 in D minor HS (LH Re → La) |
| Rhythm |  Clap Rhythm with sticks  |
| Write: |  Wrote 4-measure melody in F major with Repeat pattern on p58 |








Melody in Me Music Studio
 Email: music@melodyinme.com
 Tel: 630-302-7190



Harmony Road 3

Lesson Ten

| | |
|---|---|
| <p>Singing : Listen CD& sing</p> | <p>  Sing Dm (re fa la) cadence chords;  My Little Burro p30-31 CD12; Silly Old Clown, p34-35 CD14; Ode To Joy p22-23 CD9; Spinning Around p20-21 cd8; Shoo, Fly p26-27 cd11; Twinkle Twinkle Little Star p24-25 CD7 </p> |
| <p>Keyboard: Sing & play</p> | <p>  HT - Spinning Around p20-21 cd8 Monkey Sounds p16-17 CD (<i>solo</i> next time in class); Ode To Joy p22-23 CD9; Twinkle Twinkle Little Star p24-25 CD7 HT  HS - Silly Old Clown, p34-35 CD14 RH  D minor patterns with “Re Mi Fa Sol La” and “La Sol Fa Mi Re” HS </p> |








Melody in Me Music Studio
 Email: music@melodyinme.com
 Tel: 630-302-7190



Harmony Road 3

Lesson Nine

| | |
|---|---|
| <p>Singing : Listen CD& sing</p> | <p> Sing C(do mi sol), F(fa la do), G(sol ti re), Dm (re fa la) cadence chords;  Solfege Ode To Joy p22-23 CD9; Spinning Around p20-21 cd8; Shoo, Fly p26-27 cd11; Silly Old Clown, p34-35 CD14; Twinkle Twinkle Little Star p24-25 CD10</p> |
| <p>Keyboard: Sing & play</p> | <p> HT: Spinning Around p20-21 cd8; Monkey Sounds p16-17 CD7; Finger Parade p10-11 CD4 in C & G major;  HS : Ode To Joy p22-23 CD9 with new LH accompaniment; Twinkle Twinkle Little Star p24-25 CD10 HS</p> |
| <p>Write:</p> | <p> Write Build a Chord p29</p> |











Melody in Me Music Studio
 Email: music@melodyinme.com
 Tel: 630-302-7190



Harmony Road 3

Lesson Eight

| | |
|---|--|
| <p>Singing : Listen CD& sing</p> | <p> Can You Image? P14-15 CD6;  Shoo, Fly p26-27 CD11;  Ode To Joy p22-23 CD9</p> |
| <p>Keyboard: Sing & play</p> | <p> Monkey Sounds p16-17 CD7; Spinning Around p20-21 cd8 HT  Finger Parade p10-11 CD4 in F & C & G major HT  Ode To Joy p22-23 CD9 RH  Twinkle Twinkle Little Star p24-25 CD10 RH (practice two different fingering)</p> |
| <p>Write:</p> | <p> Draw matching line and do Sightsing on p28.</p> |











Melody in Me Music Studio
 Email: music@melodyinme.com
 Tel: 630-302-7190



Harmony Road 3

Lesson Seven

| | |
|---|---|
| <p>Singing : Listen CD& sing</p> | <p> Can You Image? P14-15 CD6;  Shoo, Fly p26-27 CD11;  Ode To Joy p22-23 CD9</p> |
| <p>Keyboard: Sing & play</p> | <p> Practice LH G D7 chords – for G major  Spinning Around p20-21 CD8 HS  Monkey Sounds p16-17 CD7 HS  Finger Parade p10-11 CD4 in F, C & G major.</p> |
| <p>Write:</p> | <p> Compose 4 measures melody with Repeat Pattern on P58</p> |











Melody in Me Music Studio
 Email: music@melodyinme.com
 Tel: 630-302-7190



Harmony Road 3

Lesson Six

| | |
|--------------------------|--|
| Singing : |  Can You Image? P14-15 CD6; Shoo, Fly p26-27 CD11; Monkey Sounds p16-17 CD;  Key of G solfege. |
| Keyboard: Sing & play |  HT: Packy's Parade p12-13 CD5; The Fine Musicians p8-9 CD3;  Finger Parade p10-11 CD4 in F major and in C major.  Practice LH G D7 chords – for G major  Spinning Around p20-21 CD8 LH |
| Write: |  Repeat Pattern P18 |
| Rhythm: |  On top of P14 - Do the rhythm pattern with R and L hands |









Melody in Me Music Studio
 Email: music@melodyinme.com
 Tel: 630-302-7190



Harmony Road 3

Lesson Five

| | |
|--------------------------|---|
| Singing : |  Sing Can You Image? P14-15 CD6;  Shoo, Fly p26-27 CD11;  Monkey Sounds p16-17 CD |
| Keyboard: Sing & play |  HT - Packy's Parade p12-13 CD5; The Fine Musicians p8-9 CD3; Finger Parade p10-11 CD4 in F major and try in C major.  HS - Monkey Sounds p16-17 CD7 |
| Rhythm: |  Can You Image? P14-15 CD6 Do the rhythm pattern with RH & LH |










Melody in Me Music Studio
 Email: music@melodyinme.com
 Tel: 630-302-7190



Harmony Road 3

Lesson Four

| | |
|--------------------------|--|
| Singing : |  Sing p4-7 All Keyboard songs  Can You Image? P13-14 CD6; Monkey Sounds p16-17 CD 7 |
| Keyboard: Sing & play |  Finger Parade p10-11 CD4 Hands Together (HT), Try in C major.  The Fine Musicians p8-9 CD3 (HT) – be careful the beats & rests  Packy's Parade p12-13 CD5 (HS first, then try HT if ready) ; Monkey Sounds p16-17 CD7 (RH) |
| Rhythm: |  Packy's Parade p12-13 CD5 LH rhythm pattern with sticks |
| Write |  Write 5 G7 chords in both treble and bass clefs in music notebook |












Melody in Me Music Studio
 Email: music@melodyinme.com
 Tel: 630-302-7190



Harmony Road 3

Lesson Three

| | |
|--------------------------|---|
| Singing : |  Making' Music p4-5 CD1,  The Children's Band p6-7 CD2 |
| Keyboard: Sing & play |  Making' Music play page 5  Finger Parade p10-11 CD4 (solo next time in class).  The Fine Musicians p8-9 CD3 (HS)  Packy's Parade p12 CD5 (LH) |
| Rhythm: |  Sing RH melody sofege for Packy's Parade p12 CD5 and clap left hand with  rhythm pattern |
| Write |  Write 5 C chords in both treble and bass clefs in music notebook |











Melody in Me Music Studio
 Email: music@melodyinme.com
 Tel: 630-302-7190



Harmony Road 3

Lesson Two

| | |
|--------------------------|---|
| Singing : |   Making' Music p4-5 CD1, The Fine Musicians p8-9 CD3, The Children's Band p6-7 CD2, Packy's Parade p12 CD3 |
| Keyboard: Sing & play |     F major 5-note score (Fa Sol La Tib Do) RH and LH – F position Making' Music play page 5, Finger Parade p10-11 (HT). The Fine Musicians CD3 p8-9 (RH) |
| Rhythm: |  Clap patterns The Fine Musicians p8-9 CD3 with sticks |
| Write |  Write 5 C7 chords each in both treble and bass clefs in music notebook |











Melody in Me Music Studio
 Email: music@melodyinme.com
 Tel: 630-302-7190



Harmony Road 3

Lesson One

| | |
|--------------------------|--|
| Singing : |  Making' Music p4-5 CD1,  The Fine Musicians p8-9 CD3,  The Children's Band p6-7 CD2 |
| Keyboard: Sing & play |  Review F major 5-note score (Fa Sol La Tib Do) RH and LH  Making' Music play page 5,  Finger Parade p10-11 (HS). |
| Rhythm: |  Clap patterns p8, and whole notes p5 |
| Write |  Write 5 F chords in both treble and bass clefs in music notebook |



Melody in Me Music Studio
Email: music@melodyinme.com
Tel: 630-302-7190