












Harmony Road 4

Lesson Eighteen

Singing :	 The Tortoise p48-49 CD19; Shepherd's Song p50-51 CD20; Tarantella p36 CD15
Keyboard: Sing & play	 HT: Itsy Bitsy Spider p40-41 CD16; Windy day p32-33 cd14  HS: Tarantella p36 CD15; The Tortoise p48-49 CD19  Review G and D7 chords
Transpose:	 Old Woman CD17 p42 in key of G, C, F, Dm and Am
Write:	 Write 4 measure of melody using Sequence Pattern and 4 measure of melody using Rhythm Variation pattern on p47
Concert	 Try do all parts rhythms p34-35 for Windy day  Play Sneaky Snake part1  Your solo pieces for Concert



Melody in Me Music Studio










Email: music@melodyinme.com

Tel: 630-302-7190



Harmony Road 4

Lesson Seventeen

Singing :	 Sing solfege/words: <u>The Tortoise</u> p48-49 CD19; <u>Old Woman</u> CD17 p42;
Keyboard: Sing & play	 HT: <u>Itsy Bitsy Spider</u> p40-41 CD16; <u>Windy day</u> p32-33 cd14  HS: p36 <u>Tarantella</u> CD15; <u>The Tortoise</u> p48-49 CD19  Review G and D7 chords
Technique:	 Play G Major Scale on p43 (Fa#) and high C Major scale
Transpose:	 <u>Old Woman</u> CD17 p42 in key of G and C
Concert	 Try do all parts rhythms p34-35 for <u>Windy day</u>  Play <u>Sneaky Snake</u> part1  Your solo pieces for Concert



Melody in Me Music Studio









Email: music@melodyinme.com

Tel: 630-302-7190



Harmony Road 4

Lesson Sixteen

Singing :	 Sing solfege/words: The Tortoise p48-49 CD19; Old Woman CD17 p42
Keyboard: Sing & play	 HT: Itsy Bitsy Spider p40-41 CD16; Windy day p32-33 cd14  HS: p36 Tarantella CD15  Review G and D7 chords  Your solo pieces for Concert
Technique:	 Play G Major Scale on p43 (Fa#) and high C Major scale
Concert	 Try do all parts rhythms p34-35 for Windy day  Play Sneaky Snake part1.










Melody in Me Music Studio
 Email: music@melodyinme.com
 Tel: 630-302-7190



Harmony Road 4

Lesson Fifteen

Singing :	 Sing solfege/words: Tarantella p36 CD15
Keyboard: Sing & play	 HT : Balloon Ride p26-27 CD1; Tinga Layo p24-25 Cd10; The Enchanted Forest p30-31 CD13; Windy day p32-33 cd14; A minor Warm-up p29  HS: Tarantella p36 CD15  Concert: Practice the Solo pieces for concert
Technique:	 Review the Time signature definition, and the 6/8 time signature
Rhythm	 Do top 2 rhythms p34-35 for Windy day for concert performance  Do rhythms for Tarantella p37 CD15




Melody in Me Music Studio
 Email: music@melodyinme.com
 Tel: 630-302-7190



Harmony Road 4

Lesson Fourteen

Singing :	 Private sessions
Keyboard: Sing & play	
Technique:	
Rhythm	









Melody in Me Music Studio
Email: music@melodyinme.com
Tel: 630-302-7190



Harmony Road 4

Lesson Thirteen

Singing : Listen & sing	 Sing solfege/words: Kookaburra p28 CD12; The Itsy Bitsy Spider p40-41 cd16.
Keyboard: Sing & play	 HT : Balloon Ride p26-27 CD1; Tinga Layo p24-25 Cd10; The Enchanted Forest p30-31 CD13; A minor Warm-up p29  HS: Windy day p32-33 cd14;
Technique:	 Sight read A minor patterns p38 Little Composer ;  Sightsing and play RH p42 Old Woman CD17cd14
Rhythm	 Try do top 2 rhythms p34-35 (bottom notes with LH, top notes with RH)










Melody in Me Music Studio
 Email: music@melodyinme.com
 Tel: 630-302-7190



Harmony Road 4

Lesson Twelve

Singing : Listen & sing	 Sing solfege/words: Kookaburra p28 CD12; Windy day p32-33 cd14
Keyboard: Sing & play	 HT : Tinga Layo p24-25 Cd10; The Enchanted Forest p30-31 CD13; Balloon Ride p26-27 CD11; A minor Warm-up p29  HS: Balloon Ride p26-27 CD11; Windy day p32-33 cd14
Technique:	 Sight read A minor patterns p38 Little Composer ;  Review repeat and reverse patterns.
Rhythm	 Try do top two rhythms p34-35
Write	 Compose 4 measures melody with repeating pattern (in A minor – La Ti Do Re Mi)









Melody in Me Music Studio
 Email: music@melodyinme.com
 Tel: 630-302-7190



Harmony Road 4

Lesson Eleven

Singing : Listen & sing	 Sing solfege/words: Kookaburra p28 CD12; Balloon Ride p26-27 CD11; Windy day p32-33 cd14
Keyboard: Sing & play	 HT : Tinga Layo p24-25 Cd10; Balloon Ride p26-27 CD11;  HS: Windy day p32-33 cd14; The Enchanted Forest p30-31 CD13  Practice LH chords Am->E7->Am
Write:	 Write E7 chords (Sol# Re Mi) on bass clef on music pages
Rhythm	 Try do top two rhythms p34-35



Melody in Me Music Studio
 Email: music@melodyinme.com
 Tel: 630-302-7190



Harmony Road 4

Lesson Ten

Singing : Listen & sing	 Sing solfege/words: <u>Kookaburra</u> p28 CD12; <u>The Enchanted Forest</u> p30-31 CD13; <u>Balloon Ride</u> p26-27 CD11
Keyboard: Sing & play	 HT : <u>The Baby Chicks</u> p20-21 CD8; <u>Mary Had a Little Lamb</u> p14-15 CD6 in G; <u>Tinga Layo</u> p24-25 Cd10  HS: <u>Balloon Ride</u> p26-27 CD11; <u>The Enchanted Forest</u> p30-31 CD13  Practice LH chords Am->E7->Am  Solo ; <u>Tinga Layo</u> p24-25 next time in class
Technique:	 Play <u>A minor Warm-up</u> p29 HS
Write	 Write Am chords (La Do Mi) on bass clef




Melody in Me Music Studio
 Email: music@melodyinme.com
 Tel: 630-302-7190



Harmony Road 4

Lesson Nine

<p>Singing : Listen & sing</p>	<p>🎵 Sing solfege/words: Tinga Layo p24-25 Cd10; The Enchanted Forest p30-31 CD13; The Baby Chicks p20-21 CD8; Balloon Ride p26-27 CD11</p>
<p>Keyboard: Sing & play</p>	<p>🎵 HT : Mary Had a Little Lamb p14-15 CD6 in G and with rhythm</p> <p>🎵 HS: Tinga Layo p24-25 Cd10;</p> <p>🎵 Balloon Ride p26-27 CD11 (LH only);</p> <p>🎵 Practice LH chords Dm->Gm->Dm & Dm->A7->Dm</p> <p>🎵 Practice RH Dm position scale (Re Mi Fa Sol La)</p> 
<p>Write:</p>	<p>🎵 Wrote Bass Clef Dm (Re-Fa-La), Gm (Re-Sol-Tib) and A7 (Do#-Sol-La) chords 5 for each, with whole notes on music page</p>




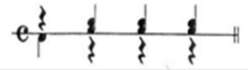






Melody in Me Music Studio
 Email: music@melodyinme.com
 Tel: 630-302-7190



Harmony Road 4

Lesson Eight

Singing : Listen & sing	 Sing solfege/words: Tinga Layo p24-25 Cd10; The Baby Chicks p20-21 CD8; Balloon Ride p26-27 CD11
Keyboard: Sing & play	 HT : Alpine Echo p16-17; The Baby Chicks p20-21 CD8; Try transposing Mary Had a Little Lamb p14-15 CD6 to G  Continue practicing Mary Had a Little Lamb with LH rhythm   Practice LH chords (C position) C-G7-C; C-G-C; and (F position) F-Bb-F; F-C-F
Technique:	 Play C scale p18
Rhythm	 Tinga Layo p24-25 Cd10
Write	 Write 3 Treble C scale (starting from Mommy Do) on music pages










Melody in Me Music Studio
 Email: music@melodyinme.com
 Tel: 630-302-7190



Harmony Road 4

Lesson Seven

Singing : Listen & sing	 Sing solfege/words: The Baby Chicks p20-21CD8; Tinga Layo p24-25 Cd10; Tinga Layo p24-25 Cd10
Keyboard: Sing & play	 HT : Sneaky Snake all parts; Alpine Echo p16-17; The Baby Chicks p20-21CD8; Mary Had a Little Lamb LH only with rhythm   Practice LH chords C-G7-C; C-G-C; and F-Bb-F; F-C-F
Technique:	 Play high C scale & C scale, p18
Rhythm:	 Work on the rhythm with stick for Tinga Layo p24-25 Cd10  Practice the first rhythm on p34-35

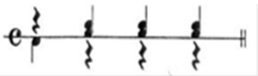


Melody in Me Music Studio
 Email: music@melodyinme.com
 Tel: 630-302-7190



Harmony Road 4

Lesson Six

<p>Singing : Listen & sing</p>	<p>🎵 Sing solfege/words: Tinga Layo p24-25 Cd10; Going to Kentucky p22-23 CD9; The Baby Chicks p20-21 CD8</p>
<p>Keyboard: Sing & play</p>	<p>🎵 HT : Alpine Echo p16-17; Morning, P8 CD3; The Baby Chicks p20-21 CD8; Sneaky Snake all parts</p> <p>🎵 HS: Mary Had a Little Lamb p14-15 CD6 LH</p> <p>🎵 Practice LH chords C-G7-C; C-G-C; and F-Bb-F; F-C-F</p> 
<p>Technique:</p>	<p>🎵 Play C scale p18 and A minor Warm-up p29 RH</p>
<p>Write:</p>	<p>🎵 Write F (Fa La Do), C (Mi Sol Do) and Bb (Fa Tib Re) chords in F position on sticker book music pages</p>




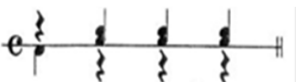





Melody in Me Music Studio
 Email: music@melodyinme.com
 Tel: 630-302-7190



Harmony Road 4

Lesson Five

Singing : Listen & sing	 Sing solfege/words: The Baby Chicks p20-21CD8; Mary Had a Little Lamb p14-15 CD6 melody in G with solfege.
Keyboard: Sing & play	 HT : Morning P8 CD3; Mary Had a Little Lamb p14-15 CD6; Sneaky Snake all parts; Alpine Echo p16-17  HS : The Baby Chicks p20-21CD8 RH; Mary Had a Little Lamb LH only with rhythm 
Technique:	 Play C scale, p18
Write:	 G7 chords at home p9 (or on music page in attendance book)  Write high C scale (starting with mommy Do)








Melody in Me Music Studio
 Email: music@melodyinme.com
 Tel: 630-302-7190



Harmony Road 4

Lesson Four

Singing : Listen & sing	 Sing solfege/words: <u>The Bridge of Avignon</u> p12-13 CD5; <u>Mary Had a Little Lamb</u> p14-15 CD6
Keyboard: Sing & play	 HT : <u>The Frog in a Bog</u> p6-7 CD2; <u>Morning P8</u> CD3; <u>Sneaky Snake</u> part I and II p10-11 CD4; <u>Mary Had a Little Lamb</u> p14-15 CD6  HS : <u>Alpine Echo</u> p16-17;
Rhythm:	 <u>Sneaky Snake</u> part 3 - Guiro part on p11
Write:	 Complete the LH chords for <u>Mary Had a Little Lamb</u> p15









Melody in Me Music Studio
 Email: music@melodyinme.com
 Tel: 630-302-7190



Harmony Road 4

Lesson Three

Singing : Listen & sing	 Sing solfege/words: The Frog in a Bog p6-7 cd2 Alpine Echo p16-17 cd7; Mary Had a Little Lamb p14-15 CD6; Sneaky Snake p10-11 CD4
Keyboard: Sing & play	 Review chords C>Am>C  HT : The Frog in a Bog p6-7 cd2; Sneaky Snake p10 CD4 part 1; Morning P8 CD3  Solo The Frog in a Bog next week in class.
Rhythm:	 Play rhythm for Mary Had a Little Lamb p15 with sticks (pay attention on “dotted quarter note rhythm”)
Write	 Write Treble Do (mommy Do) ~ Sol scale on the stick books music page. 5 sets.











Melody in Me Music Studio
 Email: music@melodyinme.com
 Tel: 630-302-7190



Harmony Road 4

Lesson Two

Singing : Listen & sing	 Sing solfege/words: <u>The Frog in a Bog</u> p6-7 cd2; <u>We are the Children of the World</u> p4-5 CD1; <u>Mornings</u> p8 CD3
Keyboard: Sing & play	 Practice playing chords C>G7>C and C>F>C  Practice playing new chord Am (Do-Mi-La), and play C>Am>C  <u>The Frog in a Bog</u> p6-7 cd2 (HT)  <u>Morning</u> , P8 CD3 RH
Rhythm:	 Play Rhythm <u>The Frog in a Bog</u> p6-7 cd2 with sticks
Write:	 C, G7, F, and Am chords 5 each on p9.  Complete chords for <u>Morning</u> P8









Melody in Me Music Studio
 Email: music@melodyinme.com
 Tel: 630-302-7190



Harmony Road 4

Lesson One

Singing : Listen & sing	 Sing solfege/words: The Frog in a Bog p6-7 cd2; We are the Children of the World p4-5 CD1;
Keyboard: Sing & play	 Review chords C>G7>C and C>F>C and practice with chords progressing  The Frog in a Bog p6 cd2 Hands separately & p7 Hands together
Rhythm:	 Play Rhythm The Frog in a Bog p6-7 cd2 with sticks  Review Triplet rhythm and concept
Write:	 Draw 3 C chords, 3 G7 chord, and 3 F chord on the sticker book music pages.



Melody in Me Music Studio
 Email: music@melodyinme.com
 Tel: 630-302-7190