










Keyboard Prep 2

Lesson Sixteen

Singing :	 London Bridge p8 ; Let's Take a Trip p12; The Jolly Fisherman p14 ; Silly Old Clown p16-17
Keyboard: Sing and Play	 Harmony Challenge #1 p9; Let's Take a Trip p12 (main melody); The Jolly Fisherman p14 - p15  Silly Old Clown p16-17 in C and G position  Solo : Your concert pieces; Harmony Challenge #1 p9;
Concert	 Concert for Kids p44 CD25 (book1)  Your solo pieces
Writing:	 Draw Treble Do Re Mi Fa Sol in quarter notes 5 sets











Melody in Me Music Studio
Email: music@melodyinme.com
Tel: 630-302-7190



Keyboard Prep 2

Lesson Fifteen

Singing :	 London Bridge p8 ; Let's Take a Trip p12; The Jolly Fisherman p14 ; Silly Old Clown p16-17
Keyboard: Sing and Play	 HT: Harmony Challenge #1 p9; London Bridge p8; Let's Take a Trip p12 (main melody); The Jolly Fisherman p14 - p15  HS : Silly Old Clown p16-17 (RH)  Solo : London Bridge p8
Concert	 : Concert for Kids p44 CD25 (book1)  Your solo pieces
Writing:	 Compose p11 – (fix) Repeat pattern on first Line; - - Reverse patterns on 2nd Line. (4 measures per line. Song starts with Do and ends with Do)  Draw Treble Do Re Mi Fa Sol in quarter notes 5 sets










Melody in Me Music Studio
Email: music@melodyinme.com
Tel: 630-302-7190



Keyboard Prep 2

Lesson Fourteen

Singing :	 <u>London Bridge</u> p8 ; <u>Let's Take a Trip</u> p12; <u>The Jolly Fisherman</u> p14
Keyboard: Sing and Play	 HT: <u>Harmony Challenge #1</u> p9; <u>London Bridge</u> p8  HS: <u>Let's Take a Trip</u> p12 (main melody); <u>The Jolly Fisherman</u> p14 LH, p15 RH (man melody)
Theory	 Major and Minor concept. - Every Major has a relative Minor
Concert	 : <u>Concert for Kids</u> p44 CD25 (book1)
Writing:	 Compose p11 – (refer p10) Repeat pattern on first Line; - - Reverse patterns on 2nd Line. (4 measures per line. Song starts with Do and ends with Do  P13 draw Flat Sign “b”










Melody in Me Music Studio
Email: music@melodyinme.com
Tel: 630-302-7190



Keyboard Prep 2

Lesson Thirteen

Singing :	 <u>Go Tell Aunt Rhode</u> p4; <u>Running Together</u> p6; <u>London Bridge</u> p8
Keyboard: Sing and Play	 HT: <u>Go Tell Aunt Rhode</u> p4;  HS: <u>Harmony Challenge #1</u> p9; <u>London Bridge</u> p8;  Ensemble : <u>Running Together</u> p6 each parts  Solo : <u>Go Tell Aunt Rhode</u> p4
Concert	 : <u>Concert for Kids</u> p44 CD25 (book1)
Writing:	 Chords on p9











Melody in Me Music Studio
Email: music@melodyinme.com
Tel: 630-302-7190



Keyboard Prep 1

Lesson Twelve

Singing :	 Ching-A-Ring-A-Ring p52-53 CD31; Saraspinda p56; Simple Gifts p54-55
Keyboard: Sing and Play	 Book 1 : Little Chorale p47 CD26 (new arrangement at the end – C broken chords); Zum Gali-Gali p51  Review C G7 and F chords  Book 2 : Go Tell Aunt Rhode p4; Running Together p6 HS; London Bridge p8 RH.  Solo : Zum Gali-Gali p51
Concert	 : Concert for Kids p44 CD25
Writing:	 Book 1 : Make C scale (pay attention on the stems) in half notes p57  Book 2 : Draw C and G7 chords on p5











Melody in Me Music Studio
Email: music@melodyinme.com
Tel: 630-302-7190



Keyboard Prep 1

Lesson Eleven

Singing :	 Ching-A-Ring-A-Ring p52-53 CD31; Saraspinda p56; Simple Gifts p54-55
Keyboard: Sing and Play	 HS : Concert for Kids p44 CD25 all parts; Zum Gali-Gali p51 CD30; Simple Gifts p54-55 LH chords; Saraspinda p56 LH  HT : Little Chorale p47 CD26 (new arrangement at the end – C broken chords); Erie Canal p50 cd29;  Solo : Erie Canal p50 cd29;
Chords	 Review C major chords – C (Do-Mi-Sol); F (Do-Fa-La); G7 (Ti-Fa-Sol)  Review F major chords – F (Fa-La-Do); C7 (Mi-Tib-Do)
Writing:	 Make F and C7 chords on bass clef 5 for each  Make C scale (pay attention on the stems) in half notes p57











Melody in Me Music Studio
Email: music@melodyinme.com
Tel: 630-302-7190



Keyboard Prep 1

Lesson Ten

Singing :	 HS : <u>Erie Canal</u> p50 cd29; <u>Zum Gali-Gali</u> p51 CD30; <u>Ching-A-Ring-A-Ring</u> p52-53 CD31
Keyboard: Sing and Play	 HS : <u>Concert for Kids</u> p44 CD25 all parts; <u>Zum Gali-Gali</u> p51 CD30;  HT : <u>Little Chorale</u> p47 CD26 (new arrangement at the end – C broken chords); <u>Spinach Pie</u> p49 cd28; <u>Erie Canal</u> p50 cd29;  Solo : <u>Spinach Pie</u> p49 cd28
Chords	 Review C major chords – C (Do-Mi-Sol); F (Do-Fa-La); G7 (Ti-Fa-Sol)  Please chords for both hands (notice the fingerings) – <u>Ching-A-Ring-A-Ring</u> p52-53
Writing:	 Make Dm scale (Re Mi Fa Sol La) in quarter notes p57.  Make F scale (Fa Sol La Tib Do) in quarter notes











Melody in Me Music Studio
Email: music@melodyinme.com
Tel: 630-302-7190



Keyboard Prep 1

Lesson Nine

Singing :	 HS : <u>Erie Canal</u> p50 cd29; <u>Zum Gali-Gali</u> p51 CD30; <u>Ching-A-Ring-A-Ring</u> p52-53 CD31
Keyboard: Sing and Play	 HS : <u>Concert for Kids</u> p44 CD25 all parts; <u>Zum Gali-Gali</u> p51 CD30;  HT : <u>Little Chorale</u> p47 CD26 (new arrangement at the end – C broken chords); <u>Spinach Pie</u> p49 cd28; <u>Erie Canal</u> p50 cd29;  Finger : <u>Finger Fun #5</u> CD27 p48  Solo : : <u>Finger Fun #5</u> CD27 p48
Chords	 Review C major chords – C (Do-Mi-Sol); F (Do-Fa-La); G7 (Ti-Fa-Sol)  Please chords for both hands (notice the fingerings) – <u>Ching-A-Ring-A-Ring</u> p52-53
Writing:	 Make Dm scale in quarter notes p57.



Melody in Me Music Studio

Email: music@melodyinme.com

Tel: 630-302-7190




Keyboard Prep 1


Lesson Eight

Singing :


 HS : Erie Canal p50 cd29; Spinach Pie p49 cd28; Zum Gali-Gali p51 CD30;

Keyboard:
Sing and Play

 HS : Concert for Kids p44 CD25 all parts; Erie Canal p50 cd29; Zum Gali-Gali p51 CD30;

 HT : Little Chorale p47 CD26; Spinach Pie p49 cd28;

 Finger : Finger Fun #5 CD27 p48

 Solo : Little Chorale p47 CD26;

Writing:

 Make Dm scale in quarter notes p57.



Melody in Me Music Studio
Email: music@melodyinme.com
Tel: 630-302-7190







Keyboard Prep 1

Lesson Seven

Singing :

 HS : Erie Canal p50 cd29; Spinach Pie p49 cd28;

Keyboard:
Sing and Play

 HS : Erie Canal p50 cd29;
 HT : Little Chorale p47 CD26; Spinach Pie p49 cd28; Finger Fun #5 CD27 p48
 Ensemble : Merrily We Roll Along CD20 p36-37 all parts; Concert for Kids p44-45 CD25 Part I and Part II.
 Solo : Grandpa's Rock p30 Cd16;

Writing:

 Draw Dm scale for both Treble Clef and Bass Clef












Melody in Me Music Studio
Email: music@melodyinme.com
Tel: 630-302-7190



Keyboard Prep 1

Lesson Six

Singing :	 Sing <u>Concert for Kids</u> p44-45 CD25 RH; <u>Finger Fun #4</u> p31
Keyboard: Sing and Play	 HT: <u>Grandpa's Rock</u> p30 Cd16; , <u>Little Chorals</u> p47 CD26  Ensemble : <u>Merrily We Roll Along</u> CD20 p36-37 all parts; : <u>Concert for Kids</u> p44-45 CD25 Part I and Part II.  Review G scale  Solo - <u>Merrily We Roll Along</u> CD20 p36-37 part I and II
Writing:	 Draw G scale with the key signature “#”
Finger exercise	 Finger 3 & 4 (fingers relax)  <u>Finger Fun #4</u> p31  <u>Finger Fun #5</u> p48











Melody in Me Music Studio
Email: music@melodyinme.com
Tel: 630-302-7190



Keyboard Prep 1

Lesson Five

Singing :	 Sing <u>Concert for Kids</u> p44-45 CD25 RH; <u>Finger Fun #4</u> p31
Keyboard: Sing and Play	 HT: <u>Grandpa's Rock</u> p30 Cd16; , <u>Little Chorals</u> p47 CD26  Ensemble : <u>Merrily We Roll Along</u> CD20 p36-37 all parts; : <u>Concert for Kids</u> p44-45 CD25 Part I and Part II.  Review G scale  Solo - <u>Merrily We Roll Along</u> CD20 p36-37 part I and II
Writing:	 Draw G scale with the key signature “#”
Finger exercise	 Finger 3 & 4 (fingers relax)  <u>Finger Fun #4</u> p31











Melody in Me Music Studio
Email: music@melodyinme.com
Tel: 630-302-7190



Keyboard Prep 1

Lesson Four

Singing :	 Sing <u>Concert for Kids</u> p44-45 CD25 RH; <u>Finger Fun #4</u> p31
Keyboard: Sing and Play	 HS, <u>Little Chorals</u> p47 CD26  HT: <u>Grandpa's Rock</u> p30 Cd16; <u>The Question</u> p40 CD22  Ensemble : <u>Merrily We Roll Along</u> CD20 p36-37 all parts; : <u>Concert for Kids</u> p44-45 CD25 RH  Solo - <u>The Question</u> p40 CD22
Writing:	 Draw Bass C, G7, and F shell chords 5 for each (in C position)
Finger exercise	 Finger 3 & 4 (fingers relax)  <u>Finger Fun #4</u> p31



Melody in Me Music Studio
Email: music@melodyinme.com
Tel: 630-302-7190



Keyboard Prep 1

Lesson Three

Singing :	🎵 Sing <u>Little Choral</u> p47 cd26; <u>Grandpa's Rock</u> p30 Cd16
Keyboard: Sing and Play	🎵 HS : <u>Merrily We Roll Along</u> CD20 p36-37 all parts; <u>Little Chorals</u> RH p47 CD26; <u>Grandpa's Rock</u> p30 Cd16 🎵 HT : <u>Ode To Joy</u> p38-39 CD21 (new arrangement); <u>The Question</u> p40 CD22. 🎵 Solo : <u>Ode To Joy</u> p38-39 CD21
Fingering:	🎵 <u>Finger Fun #4</u> p31 (HS first, then HT if ready)
Write:	🎵 Draw Bass C, G7, and F chords 5 for each.












Melody in Me Music Studio
Email: music@melodyinme.com
Tel: 630-302-7190



Keyboard Prep 1

Lesson Two

Singing :	 Sing <u>Little Choral</u> p47 cd26; <u>The Question</u> p40 CD22 with solfege
Keyboard: Sing and Play	 Ensemble : <u>Merrily We Roll Along</u> CD20 p36-37 part 1-4;  HT : <u>Ode To Joy</u> p38-39 CD21; <u>Caterpillar Crawl</u> CD25 P43  HS : <u>The Question</u> p40 only CD22 (Legato and Staccato) 
Chords	 Review C, G7, F chords, and Shell chord
Rhythm:	 Clap  with sticks
Solo	 <u>Ode To Joy</u> p38-39 CD21









Melody in Me Music Studio
Email: music@melodyinme.com
Tel: 630-302-7190



Keyboard Prep 1

Lesson One

Singing :	 Sing <u>Little Choral</u> p47 cd26; <u>The Question</u> p40 CD22 with solfege
Keyboard: Sing and Play	 HS : <u>Merrily We Roll Along</u> CD20 p36-37 part 1-4;  HT : <u>A-Round with Brother John</u> p34 CD19; : <u>Ode To Joy</u> p38-39 CD21  Review <u>Caterpillar Crawl</u> CD25 P43 ; <u>Let's Warm Up</u> CD18 p32 CD15;
Rhythm:	 Clap $c \quad \text{♪♪♪♪♪♪} \quad \text{♪} \quad \text{ }$ with sticks
Solo	 <u>A-Round with Brother John</u> p34 CD19



Melody in Me Music Studio
Email: music@melodyinme.com
Tel: 630-302-7190