



# Keyboard Prep

## Lesson Twenty Six

Singing :	 Sing and listen CD : <u>Hippo Walking</u> p58 CD37; <u>Big Time Boogie</u> p48-49 ; <u>Turkey in the Straw</u> p54-55CD36
Keyboard:	 Play HT: <u>Big Time Boogie</u> p48-49  LH practice <u>Hippo Walking</u> p58; <u>Turkey in the Straw</u> p56  Sing and Play <u>Caterpillar Crawl</u> P52-53 HT  Solo : <u>Big Time Boogie</u> p48-49
Chord	 C Chord – Do Mi Sol    G7 Chord – Ti Fa Sol    F Chord-Do Fa La
Rhythm	 <u>Turkey in the Straw</u> p57 Rhythm



Melody in Me Music Studio  
Email: [music@melodyinme.com](mailto:music@melodyinme.com)  
Tel: 630-302-7190



# Keyboard Prep

## Lesson Twenty Five

Singing :	 Sing and listen CD : <u>Mister Raccoon</u> p47 CD30; <u>Hippo Walking</u> p58 CD37; <u>Big Time Boogie</u> p48-49
Keyboard:	 Blue : HT <u>ButterFly</u> p42-43, <u>Mister Raccoon</u> p47 CD30; <u>Big Time Boogie</u> p48-49  LH practice <u>Hippo Walking</u> p58  Sing and Play <u>Caterpillar Crawl</u> P52-53 RH  Solo : <u>ButterFly</u> p42-43; <u>Mister Raccoon</u> p47 CD30
Chord	 C Chord – Do Mi Sol    G7 Chord – Ti Fa Sol    F Chord-Do Fa La
Finger Exercise	 Play <u>Finger Fun #3</u> p46  Right hand finger 5 exercise -> 












**Melody in Me Music Studio**  
 Email: [music@melodyinme.com](mailto:music@melodyinme.com)  
 Tel: 630-302-7190



# Keyboard Prep

## Lesson Twenty Four

Singing :	 Sing Blue : <u>Mister Raccoon</u> p47 CD30; <u>Hippo Walking</u> p58 CD37; <u>Big Time Boogie</u> p48-49
Keyboard:	 Blue : HT <u>ButterFly</u> p42-43, <u>Mister Raccoon</u> p47 CD30; <u>Big Time Boogie</u> p48-49  LH practice <u>Hippo Walking</u> p58  Sing and Play <u>Caterpillar Crawl</u> P52-53 RH  Solo : <u>ButterFly</u> p42-43; <u>Mister Raccoon</u> p47 CD30
Chord	 C Chord – Do Mi Sol    G7 Chord – Ti Fa Sol    F Chord-Do Fa La
Finger Exercise	 Play <u>Finger Fun #3</u> p46  Right hand finger 5 exercise -> 







**Melody in Me Music Studio**  
 Email: [music@melodyinme.com](mailto:music@melodyinme.com)  
 Tel: 630-302-7190



# Keyboard Prep

## Lesson Twenty Three

Singing :	 Sing Blue : <b>Mister Raccoon</b> p47 CD30; <b>Hippo Walking</b> p58 CD37; <b>Big Time Boogie</b> p48-49
Keyboard:	 Blue : <b>ButterFly</b> p42-43 HT, <b>Mister Raccoon</b> p47 CD30; <b>Big Time Boogie</b> p48-49 (HS)  LH practice <b>Hippo Walking</b> p58  Play with rhythm <b>Really Resting</b> p50  Solo : <b>ButterFly</b> p42-43 HT
Chord	 C Chord – Do Mi Sol    G7 Chord – Ti Fa Sol    F Chord-Do Fa La
Finger Exercise	 Play <b>Finger Fun #3</b> p46  Right hand finger 5 exercise ->   Hold Do 4 beats










Melody in Me Music Studio  
Email: [music@melodyinme.com](mailto:music@melodyinme.com)  
Tel: 630-302-7190



# Keyboard Prep

## Lesson Twenty Two

Singing :	 Sing Blue : <u>Song of the Bell</u> p36-37; <u>March of the Toys</u> p40-41; <b>Mister Raccoon</b> p47 CD30
Keyboard:	 Blue : <b>ButterFly</b> p42-43 HT, <u>Mister Raccoon</u> p47 CD30; <u>Dinosaur Dream</u> p44-45 HT; <b>Big Time Boogie</b> p48-49 (HS)  Play with rhythm <b>Really Resting</b> p50  Solo : <u>Dinosaur Dream</u> p44-45 HT;
Chord	 C Chord – Do Mi Sol    G7 Chord – Ti Fa Sol    F Chord-Do Fa La
Write	 Draw Base Notes Sol La Ti Do Re (refer p59)
Finger Exercise	 Play <b>Finger Fun #3</b> p46











Melody in Me Music Studio  
Email: [music@melodyinme.com](mailto:music@melodyinme.com)  
Tel: 630-302-7190



# Keyboard Prep

## Lesson Twenty One

Singing :	 Sing Blue : <u>Song of the Bell</u> p36-37; <u>March of the Toys</u> p40-41; <b>Mister Raccoon</b> p47 CD30
Keyboard:	 Blue : <u>March of the Toys</u> p40-41HT; <u>Dinosaur Dream</u> p44-45 HT;  <b>ButterFly</b> p42-43 HT, <u>Mister Raccoon</u> p47 CD30 (HS)  Play with rhythm <b>Really Resting</b> p50  Solo : <u>March of the Toys</u> p40-41;
Chord	 C Chord – Do Mi Sol    G7 Chord – Ti Fa Sol    F Chord-Do Fa La
Write	 Draw some “Half Rest”
Finger Exercise	 Play <u>Finger Fun #3</u> p46










Melody in Me Music Studio  
Email: [music@melodyinme.com](mailto:music@melodyinme.com)  
Tel: 630-302-7190



# Keyboard Prep

## Lesson Twenty

Singing :	 Sing Blue : <u>March of the Toys</u> p40-41; <u>Mister Raccoon</u> p47 CD30
Keyboard:	 Blue : <u>March of the Toys</u> p40-41HT; <u>Dinosaur Dream</u> p44-45 HT;  <u>ButterFly</u> p42-43 HS, <u>Mister Raccoon</u> p47 CD30 (RH)  Solo : <u>March of the Toys</u> p40-41;
Write	 Draw 7 G7 Short Chords p38
Chord	 C Chord – Do Mi Sol    G7 Chord – Ti Fa Sol    F Chord-Do Fa La
Finger Exercise	 Play <u>Finger Fun #3</u> p46











Melody in Me Music Studio  
Email: [music@melodyinme.com](mailto:music@melodyinme.com)  
Tel: 630-302-7190



# Keyboard Prep

## Lesson Nineteen

Singing :	 Sing Blue : <u>Song of the Bell</u> p36-37; <u>March of the Toys</u> p40-41;
Keyboard:	 Blue : <u>March of the Toys</u> p40-41HT; <u>Dinosaur Dream</u> p44-45 HT;  <u>ButterFly</u> p42-43 RH  Solo : <u>Song of the Bell</u> p36-37;
Theory	 Time Signature – p43 Top
Write	 Draw 7 C Short Chords p38
Chord	 C Chord – Do Mi Sol    G7 Chord – Ti Fa Sol    F Chord-Do Fa La
Finger Exercise	 Play <u>Finger Fun #3</u> p46












Melody in Me Music Studio  
Email: [music@melodyinme.com](mailto:music@melodyinme.com)  
Tel: 630-302-7190





# Keyboard Prep







## Lesson Eighteen

Singing :	 Sing Blue : <b>Duck Crossing</b> p26-27 CD19 ; <b>My Birthday</b> p32-33 ; <b>Hiking Song</b> p34-35
Keyboard:	 Blue : <b>Bugs</b> P29 CD21; <b>Duck Crossing</b> p26-27 CD19 (HT); <b>My Birthday</b> p32-33 HS, <b>Hiking Song</b> p34-35 HS  Solo : <b>Little Grey Pony</b> p16-17; <b>Duck Crossing</b> p26-27 CD19
Rhythm	 Rhythm $\frac{3}{4}$ (Left Right Right) p39
Write	 Draw Base Clef sign p31
Chord	 C Chord – Do Mi Sol    G7 Chord – Ti Fa Sol
Finger Exercise	 RH plays “Do Re Mi”, LH plays “Do” then RH plays “Do Re Mi”, LH “SOL” (whole note)  Also Try : RH plays “Mi Re Do”, LH Plays “Do”; then “SOL” 



# Keyboard Prep

## Lesson Seventeen

Singing :	 Sing Blue : <b>Duck Crossing</b> p26-27 CD19 ; <b>My Birthday</b> p32-33 ; <b>Hiking Song</b> p34-35
Keyboard:	 Blue : <b>Bugs</b> P29 CD21; <b>Duck Crossing</b> p26-27 CD19 (HT); <b>My Birthday</b> p32-33 HS, <b>Hiking Song</b> p34-35 HS  Solo : <b>Little Grey Pony</b> p16-17; <b>Duck Crossing</b> p26-27 CD19
Rhythm	 Rhythm $\frac{3}{4}$ (Left Right Right) p39
Write	 Draw Base Clef sign p31
Chord	 C Chord – Do Mi Sol    G7 Chord – Ti Fa Sol
Finger Exercise	 RH plays “Do Re Mi”, LH plays “Do” then RH plays “Do Re Mi”, LH “SOL” (whole note)  Also Try : RH plays “Mi Re Do”, LH Plays “Do”; then “SOL”









**Melody in Me Music Studio**  
 Email: [music@melodyinme.com](mailto:music@melodyinme.com)  
 Tel: 630-302-7190



# Keyboard Prep

## Lesson Sixteen

Singing :	 Sing Blue : <u>Duck Crossing</u> p26-27 CD19 ; <u>Little Gray Pony</u> p16~17 CD11; <u>My Birthday</u> p32-33
Keyboard:	 Blue : <u>Bugs</u> P29 CD21; <u>Duck Crossing</u> p26-27 CD19 (HT); <u>Finger Fun #2</u> p28; <u>My Birthday</u> p32-33 HS  Solo : <u>Bugs</u> P29 CD21; your solo piece
Chord	 Review C Chord “Do Mi Sol”
Write	 Draw Treble Clef sign p31
Concert	 Great job in Concert 😊













Melody in Me Music Studio  
Email: [music@melodyinme.com](mailto:music@melodyinme.com)  
Tel: 630-302-7190



# Keyboard Prep

## Lesson Fifteen

Singing :	 Sing Blue : <u>Hokey-Pokey</u> p24 ensemble parts; <u>Little Gray Pony</u> p16~17 CD11;
Keyboard:	 White : <b>Big Truck</b>  Blue : <b>Finger Fun #2</b> p28; <b>Musicland</b> P19 CD14; <b>Little Gray Pony</b> p16~17 CD11; <b>Bugs</b> P29 CD21; <b>Duck Crossing</b> p26-27 CD19 (HS)  Solo : <b>Bugs</b> P29 CD21; your solo piece
Rhythm	 Clap (Duck Crossing p26-27) 4/4         with sticks
Finger exercise	 Blue : <b>Finger Fun #2</b> p28
Concert	 Blue : <b>Hokey-Pokey</b> p24 ensemble parts  Your Solo Piece











Melody in Me Music Studio  
 Email: [music@melodyinme.com](mailto:music@melodyinme.com)  
 Tel: 630-302-7190



# Keyboard Prep

## Lesson Fourteen

Singing :	 Sing Blue : <u>Hokey-Pokey</u> p24 ensemble parts; <u>Little Gray Pony</u> p16~17 CD11;
Keyboard:	 White : <u>Big Truck</u>  Pink : <u>Mozart's Music Pattern</u> p36-37;  Blue : <u>Finger Fun #2</u> p28; <u>Musicland</u> P19 CD14; <u>Little Gray Pony</u> p16~17 CD11; <u>Bugs</u> P29 CD21; <u>Duck Crossing</u> p26-27 CD19 (HS)  Solo : <u>Bugs</u> P29 CD21; your solo piece
Finger exercise:	 Blue : <u>Finger Fun #2</u> p28; <u>Musicland</u> P19 CD14;
Concert	 Blue : <u>Hokey-Pokey</u> p24 ensemble parts  Your Solo Piece











Melody in Me Music Studio  
Email: [music@melodyinme.com](mailto:music@melodyinme.com)  
Tel: 630-302-7190



# Keyboard Prep

## Lesson Thirteen

Singing :	 Sing Blue : <u>Hokey-Pokey</u> p24 ensemble parts; <u>Little Gray Pony</u> p16~17 CD11;
Keyboard:	 White : <u>Big Truck</u>  Pink : <u>Mozart's Music Pattern</u> p36-37;  Blue : <u>Finger Fun #1</u> p18 & <u>Finger Fun #2</u> p28 CD20; <u>Musicland</u> P19 CD14; <u>Little Gray Pony</u> p16~17 CD11; <u>Bugs</u> P29 CD21  Solo : <u>Musicland</u> P19 CD14;
White	 Write Do and Sol on p28
Concert	 Blue : <u>Hokey-Pokey</u> p24 ensemble parts  Your Solo Piece










Melody in Me Music Studio  
Email: [music@melodyinme.com](mailto:music@melodyinme.com)  
Tel: 630-302-7190



# Keyboard Prep

## Lesson Twelve

Singing :	 Sing Blue : <u>Hokey-Pokey</u> p24 ensemble parts; <u>Strumming on the Bass</u> p15 CD9
Keyboard:	 White: <u>Let's Go - DO to SOL</u> p12  Pink : <u>Raccoon Lullaby</u> p22-23; <u>O Pig Donald Had a Form</u> p24-25; <u>Shephard Count your Sheep</u> p26-27  Blue : <u>Hokey-Pokey</u> p24 ensemble parts; Practice Left Hand (L.H.) DO, RE, MI, Fa, Sol; <u>Strumming on the Bass</u> p14-15 CD9  Solo : Pink <u>O Pig Donald Had a Form</u> p24-25
White	 Draw BASS Do Re Mi Fa Sol with whole notes on p22 (blue).
Technique	 Finger exercise : p 18 (blue)










Melody in Me Music Studio  
Email: [music@melodyinme.com](mailto:music@melodyinme.com)  
Tel: 630-302-7190



# Keyboard Prep

## Lesson Eleven

Singing :	 Sing Blue : <u>Hokey-Pokey</u> p24 ensemble parts; <u>Little Gray Pony</u> p16-17 CD11
Keyboard:	 Pink : <u>Pumpkin Party</u> p34-35; <u>Mozart's Musical Pattern</u> p36-37; <u>Raccoon Lullaby</u> p22-23; <u>O Pig Donald Had a Form</u> p24-25; <u>Shephard Count your Sheep</u> p26-27;  Blue : <u>Hokey-Pokey</u> p24 ensemble parts; Practice Left Hand (L.H.) DO, RE, MI, Fa, Sol; <u>Little Gray Pony</u> p16-17 CD11  Solo : Blue <u>Little Gray Pony</u> p16-17 CD11
Technique	 Finger exercise : p 18 (blue)
Concert	 <u>Hokey-Pokey</u> p24 ensemble parts  Your Solo Pieces









Melody in Me Music Studio  
Email: [music@melodyinme.com](mailto:music@melodyinme.com)  
Tel: 630-302-7190





# Keyboard Prep

## Lesson Ten

Singing :	 Sing Blue : <u>Hokey-Pokey</u> p24 ensemble parts; <u>Strumming on the Bass</u> p15 CD9
Keyboard:	 White: <u>Let's Go - DO to SOL</u> p12  Pink : <u>Raccoon Lullaby</u> p22-23; <u>O Pig Donald Had a Form</u> p24-25; <u>Shephard Count your Sheep</u> p26-27  Blue : <u>Hokey-Pokey</u> p24 ensemble parts; Practice Left Hand (L.H.) DO, RE, MI, Fa, Sol; <u>Little Gray Pony</u> p16-17 CD11  Solo : Pink <u>Shephard Count your Sheep</u> p26-27
Technique	 Finger exercise : p 18 (blue)










Melody in Me Music Studio  
Email: [music@melodyinme.com](mailto:music@melodyinme.com)  
Tel: 630-302-7190



# Keyboard Prep

## Lesson Nine

Singing :	 Sing Blue : <u>Hokey-Pokey</u> p24 ensemble parts; <u>Strumming on the Bass</u> p15 CD9
Keyboard:	 White: <u>Let's Go - DO to SOL</u> p12  Pink : <u>Raccoon Lullaby</u> p22-23; <u>O Pig Donald Had a Form</u> p24-25; <u>Shephard Count your Sheep</u> p26-27  Blue : <u>Hokey-Pokey</u> p24 ensemble parts; Practice Left Hand (L.H.) DO, RE, MI, Fa, Sol; <u>Strumming on the Bass</u> p14-15 CD9  Solo : Pink <u>O Pig Donald Had a Form</u> p24-25
White	 Draw BASS Do Re Mi Fa Sol with whole notes on p22 (blue).
Technique	 Finger exercise : p 18 (blue)











Melody in Me Music Studio  
Email: [music@melodyinme.com](mailto:music@melodyinme.com)  
Tel: 630-302-7190



# Keyboard Prep

## Lesson Eight

Singing :	 Sing <u>White Sugar Cookies</u> p16  Blue : <u>Hokey-Pokey</u> p24 ensemble parts;
Keyboard:	 White: <u>Let's Go - DO to SOL</u> p12  Pink : <u>Dinosaur Music Night</u> p20-21; <u>Raccoon Lullaby</u> p22-23; <u>O Pig Donald Had a Form</u> p24-25  Blue : <u>Hokey-Pokey</u> p24 ensemble parts; Practice Left Hand (L.H.) DO, RE, MI, Fa, Sol  Solo : White <u>Raccoon Lullaby</u> p22-23
White	 Draw BASS Do with quarter, half, whole notes on p20 (white).
Technique	 Don't drop your wrists, and keep fingers curved.












Melody in Me Music Studio  
Email: [music@melodyinme.com](mailto:music@melodyinme.com)  
Tel: 630-302-7190



# Keyboard Prep

## Lesson Seven

Singing :	 Sing White <b>Sugar Cookies</b> p16  Blue : <b>Hokey-Pokey</b> p24 ensemble parts;
Keyboard:	 White : <b>Sugar Cookies</b> p16  Pink : <b>finger exercise</b> p14 -15 LH & Rh whole pages; <b>Cuckoo Clock</b> p19; <b>Dinosaur Music Night</b> p20-21; <b>Raccoon Lullaby</b> p22-23; Play <b>Train Rhythms</b> p18 with Do, Re, and Mi  Blue : <b>Hokey-Pokey</b> p24 ensemble parts  Solo : White <b>Dinosaur Music Night</b> p20-21
White	 Draw Sol with quarter notes on p17 (white).
Rhythm:	 Review the Rhythm on Pink <b>Train Rhythms</b> p18
Technique	 Don't drop your wrists, and keep fingers curved.












Melody in Me Music Studio  
Email: [music@melodyinme.com](mailto:music@melodyinme.com)  
Tel: 630-302-7190



# Keyboard Prep

## Lesson Six

Singing :	 Sing White <b>Sugar Cookies</b> p16  Blue : <b>Here We Go</b> P6-7; <b>Hokey-Pokey</b> p24 ensemble parts
Keyboard:	 White : <b>Sugar Cookies</b> p16  Pink : Play <b>Wendy the Whale</b> p10-11; <b>Magic Tree House</b> P12-13; <b>finger exercise</b> p14 -15 LH & Rh whole pages; <b>Cuckoo Clock</b> p19; <b>Dinosaur Music Night</b> p20-21;  Blue : <b>Hokey-Pokey</b> p24 ensemble parts  Solo : White <b>Sugar Cookies</b> p16
White	 Draw Fa with quarter notes on p17 (white).
Rhythm:	 Review the Rhythm on Pink <b>Train Rhythms</b> p18
Technique	 Don't drop your wrists, and keep fingers curved.











Melody in Me Music Studio  
Email: [music@melodyinme.com](mailto:music@melodyinme.com)  
Tel: 630-302-7190



# Keyboard Prep

## Lesson Five

Singing :	 Sing White <b>Sugar Cookies</b> p16  Blue : <b>Here We Go</b> P6-7;
Keyboard:	 White : Play p12; <b>Finger Fun</b> p10-11 ; <b>Sugar Cookies</b> p16  Pink : Play <b>Wendy the Whale</b> p10-11; <b>Magic Tree House</b> P12-13; <b>finger exercise</b> p14 -15 LH & Rh whole pages; <b>Train Rhythms</b> p18 with Do Re Mi (Rh finger 1, 2, 3 and LH finger 5, 4, 3)  Blue : <b>Here We Go</b> P6-7
Theory	 Review the concept of Treble clef (High ) and Bass clef (Low)
Rhythm:	 Review the Rhythm on Pink <b>Train Rhythms</b> p18
Technique	 Don't drop your wrists, and keep fingers curved.












Melody in Me Music Studio  
Email: [music@melodyinme.com](mailto:music@melodyinme.com)  
Tel: 630-302-7190



# Keyboard Prep

## Lesson Four

Singing :	 Sing <b>Finger Fun</b> p10-11  Blue : <b>Here We Go</b> P6-7;
Keyboard:	 White : Play p12; <b>Finger Fun</b> p10-11  Pink : Play <b>Wendy the Whale</b> p10-11; <b>Magic Tree House</b> P12-13; <b>finger exercise</b> p14 -15 LH & Rh first two lines  Blue : <b>Here We Go</b> P6-7;
Rhythm	 <b>Music Every Day</b> P4-5 CD1 with rhythm   ♪ ♫
Fingering:	 Review finger number for each hand  Review the finger exercise on Pink p8-9  Keep fingers curved and don't drop your wrists












**Melody in Me Music Studio**  
Email: [music@melodyinme.com](mailto:music@melodyinme.com)  
Tel: 630-302-7190



# Keyboard Prep

## Lesson Three

Singing :	 Sing <b>Singing Sound</b> p8-9;  Blue : <b>Here We Go</b> P6-7;
Keyboard:	 White : Play Mi, Re, Do with finger 3,2 & 1 p12; <b>Singing Sound</b> p6-7; <b>Finger Fun</b> p10-11  Pink : Play <b>Kangaroo Show</b> & <b>Katie Scores</b> pink p6~7; <b>Wendy the Whale</b> ; <b>Magic Tree House</b> P10-13; <b>finger exercise</b> p14 LH only (first line)
Writing:	 Draw Mi Re Do with quarter notes (refer p12) on p17 (white).  Draw Rhythm (two measures each line) p9 (blue)
Fingering:	 Review finger number for each hand  Review the finger exercise on Pink p8-9  Keep fingers curved and don't drop your wrists











Melody in Me Music Studio  
Email: [music@melodyinme.com](mailto:music@melodyinme.com)  
Tel: 630-302-7190





# Keyboard Prep

## Lesson Two

Singing :	 Sing <u>Wonderful Music Day</u> p2 and <u>Singing Sound</u> p8-9
Keyboard:	 White : Play middle Do with finger one and Re with finger 2 p4-5; <u>Singing Sound</u> p6-7  Pink : Play <u>LH Rainbow</u> p4 and <u>RH Rainbows</u> p5; <u>Kangaroo Show &amp; Katie Scores</u> pink p6~7
Writing:	 Draw Re's with quarter note, half note, whole notes on p17 (white).  Draw line notes and space notes p8-9
Fingering:	 Review finger number for each hand  Review the finger exercise on Pink p8-9  Keep fingers curved and don't drop your wrists











Melody in Me Music Studio  
Email: [music@melodyinme.com](mailto:music@melodyinme.com)  
Tel: 630-302-7190



# Keyboard Prep

## Lesson One

Singing :	 Sing <b>Wonderful Music Day</b> p2 and play rhythm  with sticks
Keyboard:	 Review White & Black keys, 2 black keys.  Practice playing 2- black keys with finger 2 and finger 3. Right Hand (RH) play from low to high. Left Hand (LH) from high to Low  Play middle Do with finger one (white book) p4
Writing:	 Draw Middle Do's with quarter note, half note, whole notes on p17 (white book).
Fingering:	 Review finger number for each hand -  finger 1 (thumb), finger 2 (pointer finger), finger 3 (tallman finger) , finger 4 (ring finger), finger 5 (pinky)



**Melody in Me Music Studio**  
Email: [music@melodyinme.com](mailto:music@melodyinme.com)  
Tel: 630-302-7190