



More Music in Me

Lesson Sixteen

Home Activities

Great Performance in concert

**Merry Christmas & Happy New Year
See you next year 2017**



Melody in Me Music Studio
Email: music@melodyinme.com
Tel: 630-302-7190



More Music in Me

Lesson Fifteen

Home Activities

- ♪ Practice the concert music pieces:
 - ♪ Sing and rhythm and movement - **Play a Little Song** p22 CD10, **Catch a Little Rainbow** p12-13 CD5, **La La La Song** pp16-17 CD15 (MMIM-a), **Snow is Falling** CD17 p22-23 (MMIM-a)
 - ♪ Play keyboard **Pussy Willow song** CD12 P26 (MMIM), and **Mommy & Me** (Mommy Do and Middle Do)
- ♪ Try track 3-black keys for **Three Black Keys** p15 CD14 (MMIM-a)
- ♪ Listen and sing **Hot Cross Buns** p28-29 CD20
- ♪ Play **Kangaroos and Silly Mule** P26 CD19 with p21 rhythm (MMIM-A)



Melody in Me Music Studio
Email: music@melodyinme.com
Tel: 630-302-7190



More Music in Me

Lesson Fourteen

Home Activities

- ♪ Practice the concert music pieces:
 - ♪ Sing and rhythm and movement - **Play a Little Song** p22 CD10, **Catch a Little Rainbow** p12-13 CD5, **La La La Song** pp16-17 CD15 (MMIM-a), **Snow is Falling** CD17 p22-23 (MMIM-a)
 - ♪ Play keyboard **Pussy Willow song** CD12 P26 (MMIM), and **Mommy & Me** (Mommy Do and Middle Do)
- ♪ Clap **Kangaroos and Silly Mule** P26 CD19 with p21 rhythm (MMIM-A)
- ♪ LH finger exercise with music **Finger Parade** (p25 MMIM-A CD18)
- ♪ Do **Finger Bugs** p18-19 in MMIM-A (Activity book)
- ♪ Review Line notes and space notes, Middle Do~high Do



Melody in Me Music Studio
Email: music@melodyinme.com
Tel: 630-302-7190



More Music in Me

Lesson Thirteen

Home Activities

- ♪ Practice the concert music pieces:
 - ♪ Sing and rhythm and movement - **Play a Little Song** p22 CD10, **Catch a Little Rainbow** p12-13 CD5, **La La La Song** pp16-17 CD15 (MMIM-a), **Snow is Falling** CD17 p22-23 (MMIM-a)
 - ♪ Play keyboard **Pussy Willow song** CD12 P26 (MMIM), and **Mommy & Me** (Mommy Do and Middle Do)
- ♪ Do **Finger Bugs** p18-19 in MMIM-A (Activity book)
- ♪ LH finger exercise with music **Finger Parade** (p25 MMIM-A CD18)
- ♪ Draw/trace child's Left hand on p24 in MMIM-A (Activity book) and mark the finger number.



Melody in Me Music Studio
Email: music@melodyinme.com
Tel: 630-302-7190



More Music in Me

Lesson Twelve

Home Activities

- ♪ Practice the concert music pieces:
 - ♪ Sing and rhythm and movement - **Play a Little Song** p22 CD10, **Catch a Little Rainbow** p12-13 CD5, **La La La Song** pp16-17 CD15 (MMIM-a), **Snow is Falling** CD17 p22-23 (MMIM-a)
 - ♪ Play keyboard **Pussy Willow song** CD12 P26 (MMIM), and **Mommy & Me** (Mommy Do and Middle Do)
- ♪ Do **Finger Bugs** p18-19 in MMIM-A (Activity book)
- ♪ Review Line notes, Space notes
- ♪ Listen to songs on your CD, **My Quiet Song** p20, CD 9, and **Butterfly** p16 CD7, **Step to Seven** p28-29 CD13; **Penguins** p24 CD11.



Melody in Me Music Studio
Email: music@melodyinme.com
Tel: 630-302-7190



More Music in Me

Lesson Eleven

Home Activities

- ♪ Draw your own "Mommy Do" on attendance book.
- ♪ Sing and play for **Pussy Willow song** CD12 P26; **Snow is Falling** CD17 p22-23 (MMIM-a)
- ♪ Do **Finger Bugs** p18-19 in MMIM-A (Activity book)
- ♪ Fly down to "SOL" and play with **Butterfly** p16 CD7
- ♪ Do "tapping fingers" with "Hot Cross Buns" Melody (see lesson 10)
- ♪ Finger exercise – wig and wiggle the corresponding fingers with **Parade of my fingers** blue book p25.
- ♪ Listen to songs on your CD, **Play a Little Song** p22 CD10, **My Quiet Song** p20, CD 9, and **Butterfly** p16 CD7, **Step to Seven** p28-29 CD13;



Melody in Me Music Studio
Email: music@melodyinme.com
Tel: 630-302-7190



More Music in Me

Lesson Ten

Home Activities



Draw your own "Ti" on attendance book music page.

Find the "Ti" on keyboard – (3-black keys : 1, 2, 3, Ti)

Fly down to "SOL" and play with **Butterfly** p16 CD7

Do "tapping fingers" with "Hot Cross Buns" Melody (see next page)

Practice to find Do, Re, Mi, Fa, Sol, La, Ti

Sing the do tracking for **Pussy Willow song** CD12 P26

Do the rhythm with **Play a Little Song** p22 CD10

Listen to songs on your CD **Butterfly** p16 CD; **Play a Little Song** p22 CD10; **Penguins** p24 CD11, **Step to Seven** p28-29 CD13



Melody in Me Music Studio

Email: music@melodyinme.com

Tel: 630-302-7190



More Music in Me

Lesson Ten (Cont.)

Home Activities

- Finger Exercise

Hot Cross Buns melody). Tap from pinky finger to thumb using these lyrics:

Finger five, finger five,
Tapping, tapping, finger five.

Finger four, finger four,
Tapping, tapping, finger four. Continue for each finger

For thumb- Number one, see my thumb,
Tapping, tapping, number one!

Reverse verses for right hand finger play tapping.



Melody in Me Music Studio
Email: music@melodyinme.com
Tel: 630-302-7190



More Music in Me

Lesson Nine

Home Activities



Draw your own “La” on paper or attendance book music note page
Collect pictures of “f” - Loud sounding things and put on P10 (Blue book)

Sing **My Quiet Song** p20, CD 9 for “p – piano”, and **Play a Little Song** p22 CD10 for “f – forte”.

Listen to New songs on your CD, **Play a Little Song** p22 CD10, **My Quiet Song** p20, CD 9, and **The Space Note** p15 CD 6,



Melody in Me Music Studio
Email: music@melodyinme.com
Tel: 630-302-7190



More Music in Me

Lesson Eight

Home Activities

- Track (Do, Re, Mi...) and sing Pussy Willow song CD12 P26 up and down the scale.
- Draw your own “Sol” pictures on a paper
- Collect pictures of “p” - quiet sounding things and put on P10 (Blue book)
- Listen to and sing with CD, Play a Little Song p22 CD10, My Quiet Song p20, CD 9, and The Space Note p15 CD 6



Melody in Me Music Studio
Email: music@melodyinme.com
Tel: 630-302-7190



More Music in Me

Lesson Seven

Home Activities




Do 3/4 movement song Butterfly p16 CD7; The Swing Song p18 CD8



Listen to New songs on your CD - The Line Note p14 CD6; Pussy Willow song CD12 P26



Track **Do Re Mi Fa** on Keyboard; and review 2-black and 3-black
Practice finding middle Do, mommy Do, and Daddy Do on keyboard,
and play “High High High, Low Low Low” and play both Do’ together
with rhythm  ; |



Draw note “Fa” on the sticker book



Melody in Me Music Studio

Email: music@melodyinme.com

Tel: 630-302-7190



More Music in Me


Lesson Six

Home Activities



Do 3/4 movement song **Butterfly** p16 CD7; Listen to New songs on your CD - **Butterfly** p16 CD7, **The Line Note** p14 CD6; **Pussy Willow song** CD12 P26



Track **Do Re Mi** on Keyboard; and review 2-black and 3-black Practice finding middle Do, mommy Do, and Daddy Do on keyboard, and play “High High High, Low Low Low” and play both Do’ together with rhythm 



Draw note Mi on the sticker book



Melody in Me Music Studio
Email: music@melodyinme.com
Tel: 630-302-7190



More Music in Me

Lesson Five

Home Activities



Listen to Sing with CD Catch a Little Rainbow p12-13 CD5, The Clef Song p10 CD4, One Little Raindrop p8 CD3, Butterfly p16 CD7, Pussy Willow song CD12 P26

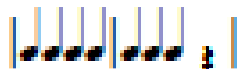


Do 3/4 movement songs Butterfly p16 CD7

Make your own “Re” pictures on a paper or on the sticker book.

Keyboard: Review Two-black keys. Three-Black Keys, Play “Re”

Practice finding middle Do, mommy Do on keyboard, and play “High High Low ; High High Low” and play both Do’ together with rhythm



Melody in Me Music Studio

Email: music@melodyinme.com

Tel: 630-302-7190



More Music in Me

Lesson Four

Home Activities



Sing with CD Catch a Little Rainbow p12-13 CD5, The Clef Song p10 CD4, The Walk Along Song p6 CD2, Pussy Willow song CD12 P26



Find and play all Do's on the keyboard activities.

Review 2-black keys and 3-black keys activities



Review finger numbers and finger exercises with One Little Raindrop p8 CD3,



Play “**Low, High, Low, High, Low, High, Low**” Middle Do view High and Low keys on keyboard, find High and Low keys, 2-black and 3-black keys.



Melody in Me Music Studio
Email: music@melodyinme.com
Tel: 630-302-7190



More Music in Me

Lesson Three

Home Activities



Sing with CD Catch a Little Rainbow p12-13 CD5, One Little Raindrop p8 CD3, A very Special Friend P4-5 CD 1, The Walk Along Song p6 CD2,



Review Treble clef and Bass clef (The Clef Song p10 CD 4)



Practice finger tap (curved fingers) with One Little Raindrop p8 CD3.

Draw “Middle **Do**” on the MMIM on paper or stick book music page.

Play “**Low, High, Low, High, Low, High, Low** ” Middle Do

view High and Low keys on keyboard, find High and Low keys, 2-black and 3-black keys.



Melody in Me Music Studio

Email: music@melodyinme.com

Tel: 630-302-7190



More Music in Me

Lesson Two

Home Activities



Sing with CD - The Walk Along Song p6 CD2, A very Special Friend P4-5 CD 1, The Clef Song p10 CD4



Play “**Low, High, Low, High, Low, High, Low**” keys on keyboard



Do Fingers Playing (curved fingers) with One Little Raindrop p8 CD3;



Review High and Low keys on keyboard, find High and Low keys, 2-black and 3-black keys.



Sing with Music in Me and with rhythm exercise



Draw some “Great Big Whole Notes” on paper.



Melody in Me Music Studio

Email: music@melodyinme.com

Tel: 630-302-7190



More Music in Me

Lesson One

Home Activities



Find a “special friend” stuffed animal to sing with **A very Special Friend** P4-5 CD 1 and bring to class next time.

Sing with **Music in Me** (emailed) and with rhythm exercise

Review finger numbers and wiggle the fingers with **One Little Raindrop** p8 CD3

Review High and Low keys on keyboard, find High and Low keys, black keys and white keys.

Make a creative HIGH and LOW picture on MMIM-A (blue book) p4



Melody in Me Music Studio

Email: music@melodyinme.com

Tel: 630-302-7190