



More Music in Me

Lesson Fifteen

Home Activities

- Practice the concert music pieces:
 - Sing and rhythm and movement - **Play a Little Song** p22 CD10, **Catch a Little Rainbow** p12-13 CD5, **Snow is Falling** CD17 p22-23 (MMIM-a)
 - Play keyboard **La La La Song** pp16-17 CD15 (MMIM-a), **Pussy Willow song** CD12 P26 (MMIM), **Three Black Keys** p15 CD14 (MMIM-a)
 - Listen **Kangaroos and Silly Mule** P26 CD19 (MMIM-A)
- Review Line notes and space notes, Middle Do~high Do



Melody in Me Music Studio
Email: music@melodyinme.com
Tel: 630-302-7190



More Music in Me

Lesson Fourteen

Home Activities

- Practice the concert music pieces:
 - Sing and rhythm and movement - **Play a Little Song** p22 CD10, **Catch a Little Rainbow** p12-13 CD5, **Snow is Falling** CD17 p22-23 (MMIM-a)
 - Play keyboard **La La La Song** pp16-17 CD15 (MMIM-a), **Pussy Willow song** CD12 P26 (MMIM), **Three Black Keys** p15 CD14 (MMIM-a)
- Listen and sing **Kangaroos and Silly Mule** P26 CD19
- Review Line notes and space notes, Middle Do~high Do



Melody in Me Music Studio
Email: music@melodyinme.com
Tel: 630-302-7190



More Music in Me

Lesson Thirteen

Home Activities

- ♪ Practice the concert music pieces:
 - ♪ Sing and rhythm and movement - **Play a Little Song** p22 CD10, **Catch a Little Rainbow** p12-13 CD5, **Snow is Falling** CD17 p22-23 (MMIM-a)
 - ♪ Play keyboard **La La La Song** pp16-17 CD15 (MMIM-a), **Pussy Willow song** CD12 P26 (MMIM),
 - ♪ Sing and do tracking for **Three Black Keys** p15 CD14 (MMIM-a)
- ♪ Do **Finger Bugs** p18-19 in MMIM-A (Activity book)
- ♪ Play 1,2,3 “Ti” and Mommy “Do” on keyboard
- ♪ Make some Mommy Do whole notes on notebook.



Melody in Me Music Studio
Email: music@melodyinme.com
Tel: 630-302-7190



More Music in Me

Lesson Twelve

Home Activities

- 🎵 Sing and rhythm **Play a Little Song** p22 CD10; **Snow is Falling** CD17 p22-23 (MMIM-a)
- 🎵 Play keyboard **La La La Song** pp16-17 CD15 & **Three Black Keys** p15 CD14 (MMIM-a), **Pussy Willow song** CD12 P26 (MMIM);
- 🎵 Do **Finger Bugs** p18-19 in MMIM-A (Activity book)
- 🎵 Play 1,2,3 "Ti" on keyboard
- 🎵 Draw your own "Ti" on attendance book.
- 🎵 Draw/trace child's Left hand on p24 in MMIM-A (Activity book) and mark the finger number if not done yet.



Melody in Me Music Studio
Email: music@melodyinme.com
Tel: 630-302-7190



More Music in Me

Lesson Eleven

Home Activities

- 🎵 Sing the do tracking for La La La Song p16-17 & Pussy Willow song CD12 P26
- 🎵 Create your own song on p21 with 7 quarter notes using middle Do~Sol. Add short lines for “middle DO” if you wish. First note and last note are middle Do’s.
- 🎵 Draw/trace child’s Left hand and write finger numbers on p24 in MMIM-A (Activity book), Tap each finger on the traced hand.
- 🎵 Listen to songs on your CD, Play a Little Song p22 CD10, My Quiet Song p20, CD 9, and Butterfly p16 CD7, Penguins p24 CD11, Step to Seven p28-29 CD13, La La La Song p16-17



Melody in Me Music Studio

Email: music@melodyinme.com

Tel: 630-302-7190



More Music in Me

Lesson Ten

Home Activities



Sing the do tracking for La La La Song p16-17 & Pussy Willow song CD12 P26

Do Loud (forte), and Soft (piano) activities.

Do Step to Seven p28-29 CD13 movement and sing.

Do the rhythm with Play a Little Song p22 CD10

Listen to songs on your CD Step to Seven p28-29 CD13, La La La Song p16-17, Butterfly p16 CD7



Melody in Me Music Studio

Email: music@melodyinme.com

Tel: 630-302-7190



More Music in Me

Lesson Nine

Home Activities



Draw your own “LA” on paper or attendance book music note page. Sing **My Quiet Song** p20, CD 9 for “p – piano”, and **Play a Little Song** p22 CD10 for “f – forte”.

Do “tapping fingers” for both LH and RH.

Listen to New songs on your CD, **Play a Little Song** p22 CD10, **My Quiet Song** p20, CD 9, and **The Space Note** p15 CD 6, **Penguins** p24 CD11, **Step to Seven** p28-29 CD13



Melody in Me Music Studio

Email: music@melodyinme.com

Tel: 630-302-7190



More Music in Me

Lesson Eight

Home Activities



Track (Do, Re, Mi...) and sing **Pussy Willow song** CD12 P26 up and down the scale.

Fly down to “SOL” and play SOL with **Butterfly** p16 CD7

Do “tapping fingers” for RH & LH with “Hot Cross Bun”

Collect pictures of “loud” sounding things and put on P11 (Blue book)

Listen to and sing with CD, **Play a Little Song** p22 CD10, **My Quiet Song** p20, CD 9, and **The Space Note** p15 CD 6, **Penguins** p24 CD11



Melody in Me Music Studio
Email: music@melodyinme.com
Tel: 630-302-7190



More Music in Me

Lesson Seven

Home Activities



Do 3/4 movement songs The Swing Song p18 CD8, Butterfly p16 CD7



Track on keyboard and sing Pussy Willow song CD12 P26 up and down the scale.



Play **Do, Re, Mi, Fa, Sol** RH and then LH (with finger 2)



Collect pictures of “quiet” sounding things and put on P10 (Blue book)



Listen and sing with CD- My Quiet Song p20 CD 9 and The Space



Note p15 CD 6, Play a Little Song p22 CD10



Draw your own “Sol” pictures on a paper



Melody in Me Music Studio

Email: music@melodyinme.com






Tel: 630-302-7190



More Music in Me

Lesson Six

Home Activities

-  Do 3/4 movement songs The Swing Song p18 CD8, Butterfly p16 CD7
-  Listen to New songs on your CD (new song Butterfly p16 CD7, Pussy Willow song CD12 P26),
-  Track **Do** (LH) **Fa Fa Fa** (RH) with on Keyboard (hint :2-black and 3-black keys)
-  Track Pussy Willow song CD12 P26 on Keyboard and sing
-  Make your own “Fa” pictures on a paper



Melody in Me Music Studio
Email: music@melodyinme.com
Tel: 630-302-7190



More Music in Me

Lesson Five

Home Activities



Listen to Sing with CD Catch a Little Rainbow p12-13 CD5, The Clef Song p10 CD4, One Little Raindrop p8 CD3, Butterfly p16 CD7, The Line Note p14 CD6, Pussy Willow song CD12 P26



Do 3/4 movement songs Butterfly p16 CD7



Keyboard: Review Two-black keys. Track **Do Re Mi** with 7 notes rhythm on keyboard |●●●●|●●● ; |



Track Pussy Willow song CD12 P26 on Keyboard and sing

Make 5 "Mi" note picture on paper or attendance music page



Melody in Me Music Studio

Email: music@melodyinme.com

Tel: 630-302-7190



More Music in Me

Lesson Four

Home Activities



Sing with CD Catch a Little Rainbow p12-13 CD5, The Clef Song p10 CD4, One Little Raindrop p8 CD3, The Walk Along Song p6 CD2, The Line Note p14 CD6



Do finger play as p25 MMIM activity (the MMIM-A) book – focus on LH CD18



Track **Do Re** with 7 notes rhythm on keyboard 



Draw some line notes and space notes on paper or sticker book.



Draw 5 “Re” on Attendance book on music note page.



Melody in Me Music Studio

Email: music@melodyinme.com

Tel: 630-302-7190



More Music in Me

Lesson Three

Home Activities



Sing with CD Catch a Little Rainbow p12-13 CD5, The Clef Song p10 CD 4, One Little Raindrop p8 CD3, A very Special Friend P4-5 CD 1, The Walk Along Song p6 CD2, Do Do Do song supp.



Practice finger tap with as p25 MMIM activity (blue) book CD18.

Play High (mommy Do) and middle Do favorite keyboard activities.

Play middle Do and Low Do (daddy Do) – High Low High Low

Draw “Middle **Do**” on the MMIM on paper or stick book music page.



Melody in Me Music Studio

Email: music@melodyinme.com

Tel: 630-302-7190



More Music in Me

Lesson Two

Home Activities



Sing with CD - The Walk Along Song p6 CD2, A very Special Friend P4-5 CD 1, The Clef Song p10 CD4

Review Treble clef and Bass clef (The Clef Song p10 CD 4)

Do “**Low, High, Low, High, Low, High, Low (DO)**” on keyboard

Do Fingers Playing (Wiggling the fingers) with One Little Raindrop p8 CD3; & Finger Parade CD18 p25

Draw some “Great Big Whole Notes” on paper.

Color or put on some stickers on “High, Low” notes p20 (blue)



Melody in Me Music Studio

Email: music@melodyinme.com

Tel: 630-302-7190



More Music in Me

Lesson One

Home Activities



Make a creative HIGH and LOW picture on Blue Activity book (MMIM-a) p4.

Find a “special friend” stuffed animal to sing with **A very Special Friend** P4-5 CD 1 and bring to next class.

Sing with CD - **The Walk Along Song** p6 CD2,

Fingers Playing (Wiggling the fingers) with **One Little Raindrop** p8 CD3

Review High and Low keys on keyboard, find High ***Do***, and Low ***Do***, 2-black keys.



Melody in Me Music Studio

Email: music@melodyinme.com

Tel: 630-302-7190