



Music Fun Jim

Lesson Three

Home Activities

- 🎵 Listen to CD and singing favorite songs and sing the new songs - **Let's feel the rhythm** cd8 p18-19; **We Make Music** cd2 p6; **My Action Song** p20-21, **Boogie Along** cd6
- 🎵 Review "tahn tahn tahn Rest"
- 🎵 Find low-high & middle DO and sets of 2 blacks.
- 🎵 Select one song and practice it for your solo performance next week



Melody in Me Music Studio
Email: music@melodyinme.com
Tel: 630-302-7190



Music Fun Jim

Lesson Two

Home Activities

- 🎵 Listen to CD and singing favorite songs and sing the new songs - **Let's feel the rhythm** cd8 p18-19; **We Make Music** cd2 p6; **My Action Song** p20-21
- 🎵 Color quarter notes at p7.
- 🎵 Make big quarter notes - cut and paste circles, use cotton balls, or draw, or use stickers. Bring to share in next class.
- 🎵 Find low-high & middle DO and sets of 2 blacks.








Melody in Me Music Studio
Email: music@melodyinme.com
Tel: 630-302-7190



Music Fun Jim

Lesson One

Home Activities

-  Sing and play the rhythm **Hickety Pickety Bumble Bee** p4 CD1
-  Play Keyboard and sing **Boogie Along** p12-13 CD5 (practice 2 black keys)
-  Sing and Play High and Low DO's with song **Ducks on the Lake** p8-9 CD3
-  Sing and Review the finger numbers with song **My fingers** p10 CD4
-  P10-11 (Trace around kids hands and number them)



Melody in Me Music Studio
Email: music@melodyinme.com
Tel: 630-302-7190