



# Young Musician 2

## Lesson Eighteen

Singing :

Concert

Keyboard:

Writing:

Rhythm



Great Performance in Concert



Merry Christmas & Happy New Year



See you in 2017!











Melody in Me Music Studio  
Email: [music@melodyinme.com](mailto:music@melodyinme.com)  
Tel: 630-302-7190



# Young Musician 2

## Lesson Seventeen

Singing :	 Sing words <b>Mister Rabbit</b> p58-59 CD24  Sing words and notes <b>Dancing Bears</b> p54-55 CD23
Keyboard:	 Play - <b>Falling Snow</b> p50-51 CD21 (RH), <b>Mountain climber</b> p46-47 part one (RH) and part two (LH) separately  F position (Fa Sol La Tib Do)  Play <b>Dancing Bears</b> p54-55 CD23 RH  <b>Jingle Bells</b> Distributed in class
Writing:	 Write 4 more measures of Rhythm variation patterns – key of C – p49
Theory	 F Major (with Tib)












Melody in Me Music Studio  
Email: [music@melodyinme.com](mailto:music@melodyinme.com)  
Tel: 630-302-7190



# Young Musician 2

## Lesson Sixteen

Singing :	 Sing words and notes – <b>Bubbles</b> p44 CD 19  Sing words and notes <b>Dancing Bears</b> p54-55 CD23
Keyboard:	 Sing and play the C scale fingering – p44-45 (RH),  <b>Falling Snow</b> p50-51 CD21 (HS); Play hands together - <b>The Jolly Fisherman</b> p40-41 CD17 and <b>Mystery Mouse</b> p42-43 CD18; <b>Best of Friends</b> CD16
Writing:	 Write 4 more measures of sequence patterns – key of C – p49
Concert:	 <b>Royal March of the Lion</b> Tambourine rhythm  <b>My Little Burro</b> p36 Rhythm [A] and [B] with sticks  Play <b>Best of Friends</b> p38-39  Practice your solo pieces












Melody in Me Music Studio  
Email: [music@melodyinme.com](mailto:music@melodyinme.com)  
Tel: 630-302-7190



# Young Musician 2

## Lesson Fifteen

Singing :	 Sing words and notes – <b>Bubbles</b> p44 CD 19  <b>Falling Snow</b> p50-51 CD21
Keyboard:	 <b>Mystery Mouse</b> p42-43 CD18 HS, and try HT.  Play HT <b>Best of Friends</b> CD16 & <b>London Bridge</b> p37 CD15.& <b>Silly Old Clown</b> p32-33 CD13 , <b>The Jolly Fisherman</b> p40-41 CD17  Solo : your solo pieces
Concert	 <b>Royal March of the Lion</b> Tambourine rhythm  <b>My Little Burro</b> p36 Rhythm [A] and [B] with sticks  Play <b>Best of Friends</b> p38-39  Practice your solo pieces



Melody in Me Music Studio  
Email: [music@melodyinme.com](mailto:music@melodyinme.com)  
Tel: 630-302-7190



# Young Musician 2

## Lesson Fourteen

Singing :

Concert

Keyboard:

Writing:

Rhythm

 Private Session












Melody in Me Music Studio  
Email: [music@melodyinme.com](mailto:music@melodyinme.com)  
Tel: 630-302-7190



# Young Musician 2

## Lesson Thirteen

Singing :	<ul style="list-style-type: none"><li> Sing words and notes – <b>Bubbles</b> p44 CD 19; <b>Mystery Mouse</b> p42-43 CD18</li><li> Sing sequence patterns – p48</li></ul>
Keyboard:	<ul style="list-style-type: none"><li> <b>Mystery Mouse</b> p42-43 CD18 HS, and try HT.</li><li> Play HT <b>Best of Friends</b> CD16 &amp; <b>London Bridge</b> p37 CD15.&amp; <b>Silly Old Clown</b> p32-33 CD13 , <b>The Jolly Fisherman</b> p40-41 CD17</li></ul>
Rhythm:	<ul style="list-style-type: none"><li> Review the rhythm <b>Mystery Mouse</b> p42-43 CD18 – 8<sup>th</sup> notes</li></ul>
Concert	<ul style="list-style-type: none"><li> <b>Royal March of the Lion</b> Tambourine rhythm</li><li> <b>My Little Burro</b> p36 Rhythm [A] and [B] with sticks</li><li> Play <b>Best of Friends</b> p38-39</li><li> Practice your solo pieces</li></ul>



Melody in Me Music Studio  
Email: [music@melodyinme.com](mailto:music@melodyinme.com)  
Tel: 630-302-7190



# Young Musician 2

## Lesson Twelve

Singing :	 Sing words and solfege <b>The Jolly Fisherman</b> p40-41 CD17 and <b>Mystery Mouse</b> p42-43 CD18  Sing sequence patterns – p48
Keyboard:	 Play HT: <b>Best of Friends</b> p38-39 CD16 (play P38 both hands unison) ; <b>Silly Old Clown</b> p32-33 CD13 (also try G position & Dm position) & <b>London Bridge</b> p37 CD15.  Play HS – D minor scale – Re Mi Fa Sol La  Solo - <b>Clap Your Hands</b> p28
Writing:	 Write RH & LH D minor (RE MI FA SOL LA) on manuscript paper or class notebook
Concert	 <b>Royal March of the Lion</b> Tambourine rhythm  <b>My Little Burro</b> p36 Rhythm [A] and [B] with sticks  Play <b>Best of Friends</b> p38-39






Melody in Me Music Studio  
Email: [music@melodyinme.com](mailto:music@melodyinme.com)  
Tel: 630-302-7190



# Young Musician 2

## Lesson Eleven

Singing :	 Sing words and solfege <b>The Jolly Fisherman</b> p40-41 CD17 (main melody)
Keyboard:	 Play <b>Best of Friends</b> CD16 (play P38 RH), play P39 HS.  Play hands together <b>Silly Old Clown</b> p32-33 CD13 and <b>London Bridge</b> p37 CD15.  LH plays - G chord (Sol-Ti-Re) and D7 chord (Fa#-Do-Re)  Solo - <b>Clap Your Hands</b> p28
Writing:	 Draw some Natural sign  on the lines and spaces (5 for each)
Rhythm	 Triplets  rhythm (ba-na-na) with “Royal March of the Lion ” (distributed)



Melody in Me Music Studio  
Email: [music@melodyinme.com](mailto:music@melodyinme.com)  
Tel: 630-302-7190



# Young Musician 2

## Lesson Ten

Singing :	 Sing and Play : <b>Best of Friends</b> p38-39 CD16 and <b>My Little Burro</b> p34 CD14
Keyboard:	 Play <b>Best of Friends</b> CD16 p38 RH only  Play HT <b>Clap Your Hands</b> p28; <b>Silly Old Clown</b> p32-33 CD13  Solo : Play <b>Bright Star</b> P26-27 CD 11
Writing:	 Write Reverse pattern – key of G p31
Theory	 Review Dotted Quarter note rhythm  
Rhythm	 Rhythm: <b>Rhythm player #3</b> p29 and <b>My Little Burro</b> p36 Rhythm [A] and [B] with sticks









Melody in Me Music Studio  
Email: [music@melodyinme.com](mailto:music@melodyinme.com)  
Tel: 630-302-7190



# Young Musician 2

## Lesson Nine

Singing :	 Sing words and notes <b>Best of Friends</b> p38-39 CD16 and <b>London Bridge</b> p37 CD15
Keyboard:	 Sing and Play <b>Silly Old Clown</b> p32-33 CD13 HS and <b>My Little Burro</b> p36 CD14 (session A)  Play <b>Love Somebody</b> p16 CD7 and <b>Fiddler Fiddler</b> p22-23 CD9 with both hands.  Play <b>Bright Star</b> P26-27 CD 11 and <b>Clap Your Hands</b> p28 CD12 with hands together
Writing:	 Write repeated pattern – key of G p31
Rhythm	 clapping with sticks first rhythm <b>Rhythm player #3</b> p29










Melody in Me Music Studio  
Email: [music@melodyinme.com](mailto:music@melodyinme.com)  
Tel: 630-302-7190



# Young Musician 2

## Lesson Eight

Singing :	 Sing words and notes - <b>My Little Burro</b> p34-35 CD14 and <b>London Bridge</b> p37 CD15
Keyboard:	 Sing and Play <b>Tuba Player</b> p24 CD10 and <b>Fun in the key of G</b> p25  Play <b>Love Somebody</b> p16 CD7 and <b>Fiddler Fiddler</b> p22-23 CD9 with both hands.  Play <b>Bright Star</b> P26-27 CD 11 and <b>Clap Your Hands</b> p28 CD12 with hands separately.
Rhythm	 clapping with sticks <b>My Little Burro</b> p34-35 CD14 and <b>London Bridge</b> p37 CD15
Writing	 Write Bass clef and Treble clef notes for Sol , La, Ti, Do , Re (quarter notes)  Write the sharp “#” for each notes on p25












**Melody in Me Music Studio**  
Email: [music@melodyinme.com](mailto:music@melodyinme.com)  
Tel: 630-302-7190



# Young Musician 2

## Lesson Seven

Lesson Seven	
Singing :	 Sing words and notes - <b>Let's Take a Trip</b> p18-19 CD8  Sing words and notes <b>Clap Your Hands</b> p28 CD12
Keyboard:	 Sing and Play <b>Tuba Player</b> p24 CD10 and <b>Fun in the key of G</b> p25  Sing and Play RH <b>Bright Star</b> P26-27 CD 11, and sing LH notes  Play <b>Fiddler Fiddler</b> p22-23 CD9 with hands separately  Finish all songs in Unit 1 with hands together: P4~15.
Rhythm	 Review G position RH notes  play <b>Rhythm Player #2</b> with sticks P13
Writing	 Write reverse patterns – key of C P21 (if not done yet) <input type="checkbox"/>










Melody in Me Music Studio  
Email: [music@melodyinme.com](mailto:music@melodyinme.com)  
Tel: 630-302-7190



# Young Musician 2

## Lesson Six

Singing :	 Sing words and notes - <b>Let's Take a Trip</b> p18 CD8, <b>Tuba Player</b> p24 CD10, <b>Bright Star</b> p26-27 CD11; <b>Fiddler Fiddler</b> p22-23 CD9
Keyboard:	 Play <b>Love Somebody</b> P16 CD7 , <b>Go Tell Aunt Rhody</b> p14 CD6, <b>A Sailor Went to Sea Sea Sea</b> p12 CD5  Play (hands separately) and Sing <b>Fiddler Fiddler</b> p22-23 CD9  Prepare a solo song and play next week in class
Rhythm	 Review G position RH notes  play <b>Rhythm Player #2</b> with sticks P13
Writing	 Write reverse patterns – key of C (p21 2nd line – 4 measures) □ end with “Middle Do”









Melody in Me Music Studio  
Email: [music@melodyinme.com](mailto:music@melodyinme.com)  
Tel: 630-302-7190



# Young Musician 2

## Lesson Five

Singing :	 Sing words and notes - <b>Fiddler Fiddler</b> p22-23 CD9;
Keyboard:	 Play (HS) and Sing - <b>Love Somebody</b> P16 CD7 and <b>A Sailor Went to Sea Sea Sea</b> p12 CD5.  Play (HT) <b>Finger Fun #1</b> p10-11, <b>Spinach Pie</b> P6 CD2, <b>Go Tell Aunt Rhody</b> p14 CD6  Finish <b>Running Together</b> p8 CD3 (all parts separately)
Rhythm	 play <b>Rhythm Player #2</b> with sticks P13 and 4/4   ♩ ez ♩ ez
Writing	 Write repeat patterns – key of C (p21 one line – 4 measures)□










Melody in Me Music Studio  
Email: [music@melodyinme.com](mailto:music@melodyinme.com)  
Tel: 630-302-7190



# Young Musician 2

## Lesson Four

Singing :	 Sing words and notes - <u>Love Somebody</u> P16 CD7  Play and Sing RH notes - <u>Go Tell Aunt Rhody</u> p14 CD6 and <u>A Sailor Went to Sea Sea Sea</u> p12 CD5.
Keyboard:	 Play <u>Spinach Pie</u> P6 CD2 (hands together),  Play <u>Running Together</u> p8 CD3 (all parts),  Play <u>Finger Fun #1</u> p10-11
Writing	 Write G7 chord on p15, and write the focus rhythm on notebook   ez ez ♪ ♪
Rhythm:	 play Rhythm   ez ez ♪ ♪












Melody in Me Music Studio  
Email: [music@melodyinme.com](mailto:music@melodyinme.com)  
Tel: 630-302-7190



# Young Musician 2

## Lesson Three

Singing :	 Sing RH notes - <b><u>Go Tell Aunt Rhody</u></b> p14 CD6  Sing RH notes <b><u>A Sailor Went to Sea Sea Sea</u></b> p12 CD5
Keyboard:	 Play <b><u>Spinach Pie</u></b> P6 hands together (HT)  Play <b><u>Running Together</u></b> p8 all parts  <b><u>Finger Fun #1</u></b> p10-11 CD4 RH (extra credit – LH ☺ )  <b><u>Sailor Went to Sea Sea Sea</u></b> p12 CD5 (LH)  Review book 1: <b><u>Dinosaur Dreams</u></b> p44~45; <b><u>Big Time Boogie</u></b> P48
Writing	 Write C chord on p15
Rhythm:	 play <b><u>Rhythm Player #1</u></b> with sticks and <b><u>Can you feel the beat?</u></b> P4



Melody in Me Music Studio  
Email: [music@melodyinme.com](mailto:music@melodyinme.com)  
Tel: 630-302-7190



# Young Musician 2

## Lesson Two

Singing :	<ul style="list-style-type: none"><li>🎵 Sing and play 3 note patterns in key of G (Sol La Ti, Ti La Sol)</li><li>🎵 Sing RH notes - <b>Go Tell Aunt Rhody</b> p14 CD6</li><li>🎵 Sing RH notes <b>A Sailor Went to Sea Sea Sea</b> p12 CD5</li></ul>
Keyboard:	<ul style="list-style-type: none"><li>🎵 Play <b>Spinach Pie</b> P6 hands separately,</li><li>🎵 Play <b>Running Together</b> p8 Part 2 &amp; 3</li><li>🎵 <b>Finger Fun #1</b> p10 CD4</li><li>🎵 Review book 1: <b>Butterfly</b> p42~43; <b>Hippo Walk</b> P58</li></ul>
Rhythm:	<ul style="list-style-type: none"><li>🎵 play <b>Rhythm Player #1</b> with sticks and <b>Can you feel the beat?</b> P4</li></ul>



Melody in Me Music Studio  
Email: [music@melodyinme.com](mailto:music@melodyinme.com)  
Tel: 630-302-7190



# Young Musician 2

## Lesson One

Singing :	<ul style="list-style-type: none"><li>🎵 Sing words and notes : <b><u>Spinach Pie</u></b> P6 CD2,</li><li>🎵 Sing notes: <b><u>Running Together</u></b> p8 CD3 part1 &amp; part 3, and <b><u>Finger Fun #1</u></b> p10 CD4</li><li>🎵 Sing words: <b><u>A Sailor Went to Sea Sea Sea</u></b> p12 CD5, and <b><u>Can you feel the beat?</u></b> P4 CD1</li></ul>
Keyboard:	<ul style="list-style-type: none"><li>🎵 Play <b><u>Spinach Pie</u></b> P6 hands separately,</li><li>🎵 Play <b><u>Running Together</u></b> p8 part1 &amp; part 3</li><li>🎵 Review book 1: <b><u>Caterpillar Crawl</u></b> P52: <b><u>Butterfly</u></b> p42~43</li></ul>
Rhythm:	<ul style="list-style-type: none"><li>🎵 play <b><u>Rhythm Player #1</u></b> p10 with sticks (ground-tap-tap-tap)</li></ul>



Melody in Me Music Studio  
Email: [music@melodyinme.com](mailto:music@melodyinme.com)  
Tel: 630-302-7190